

Learn How to Make This Easy Handmade Friend Card

Mary Fish
maryfish@stampinpretty.com
<http://stampinpretty.com>



1. measure & cut:

card base:

- Basic White Thick Cardstock: 4 1/8 x 11, scored at 5 1/2

layers (from bottom to top):

- Darling Duckling Cardstock: 4 1/4 x 5 1/2
- Basic Gray Cardstock: 3 3/8 x 4 3/4
- Basic White Cardstock: 3 x 4 1/2
- Smoky Slate Cardstock: 2 1/2 x 4
- Darling Duckling Cardstock: 3 x 1 1/2

Learn How to Make This Easy Handmade Friend Card

Mary Fish
maryfish@stampinpretty.com
<http://stampinpretty.com>



2. stamp:

- Use a [Mini MISTI](#) stamp tool to position and stamp in Basic Gray Classic Ink, the leaf (Textured Notes stamp set) onto the Smoky Slate card stock and the sentiment (Tags of Thanks stamp set) onto the Darling Duckling card stock.

3. crop and punch:

- Crop the following cardstock with the Textured Notes Dies and a [Stampin' Cut & Emboss Machine](#) (Standard):
 - Darling Duckling: 3 7/8 x 5 1/4
 - Basic White: 2 3/4 x 4 1/4
 - Smoky Slate (stamped image): 2 1/4 x 3 3/4
 - Darling Duckling (sentiment): 2 3/4 x 1 1/4
- Use the straight Hole Punch (Hole Punch Assortment) to crop the ribbon slot on the left side of the sentiment.

4. assemble & adhere:

- Adhere the Basic Gray and Smoky Slate layers with Multipurpose Liquid Glue and the remaining layers with Stampin' Dimensionals, as shown.

5. embellish:

- Thread White 1/2 Woven Ribbon through the ribbon slot. Secure with a bow of white Baker's Twine.
- Add three white Neutral Matte Dots as shown.

Learn How to Make This Easy Handmade Friend Card


Mary Fish
maryfish@stampinpretty.com
<http://stampinpretty.com>

learn more:

- Ready to organize your pretty ribbon? Here's how I keep my [ribbon and twine neat and tidy](#) - including the ribbon I used on today's easy handmade friend card.
- Watch ALL my [1 Minute to WOW Video Tutorials](#) for quick paper crafting tips [here](#).

CLICK FOR BLOG POST

CLICK TO SHOP



[Textured Notes Bundle \(English\) - 165556](#)

Price: \$48.50


Add to Cart



[Textured Notes Cling Stamp Set \(English\) - 165548](#)

Price: \$23.00


Add to Cart



[Textured Notes Dies - 165555](#)

Price: \$31.00

Add to Cart



[Tags Of Thanks Bundle \(English\) - 165410](#)

Price: \$35.00

Add to Cart



[Tags Of Thanks Photopolymer Stamp Set \(English\) - 165404](#)

Price: \$18.00

Add to Cart



[Hole Punch Assortment - 165409](#)

Price: \$21.00

Add to Cart



[Basic Gray 8-1/2" X 11" Cardstock - 121044](#)

Price: \$11.50

Add to Cart



[Smoky Slate 8-1/2" X 11" Cardstock - 131202](#)

Price: \$11.50


Add to Cart



[Basic White 8-1/2" X 11" Thick Cardstock - 159229](#)

Price: \$11.25

Add to Cart



[Basic White 8-1/2" X 11" Cardstock - 159276](#)

Price: \$13.00

Add to Cart

Learn How to Make This Easy Handmade Friend Card

Mary Fish
maryfish@stampinpretty.com
<http://stampinpretty.com>



[Basic White
Medium Envelopes
- 159236](#)

Price: \$11.00

[Add to Cart](#)



[Stampin' Cut &
Emboss Machine -
149653](#)

Price: \$130.00

[Add to Cart](#)



[Paper Trimmer -
152392](#)

Price: \$28.00

[Add to Cart](#)



[Basic Gray Classic
Stampin' Pad -
149165](#)

Price: \$9.00

[Add to Cart](#)



[Multipurpose
Liquid Glue -
110755](#)

Price: \$6.00

[Add to Cart](#)



[Mini Glue Dots -
103683](#)

Price: \$7.25

[Add to Cart](#)



[Stampin'
Dimensionals -
104430](#)

Price: \$4.25

[Add to Cart](#)



[White 1/2" \(1.3
Cm\) Woven
Ribbon - 164634](#)

Price: \$9.50


[Add to Cart](#)



[Baker's Twine
Essentials Pack -
155475](#)

Price: \$11.00

[Add to Cart](#)



[Neutral Matte Dots
- 165561](#)

Price: \$8.00

[Add to Cart](#)