

# Rustic Masculine Card with Botanical Textures Suite

Mary Fish  
[maryfish@stampinpretty.com](mailto:maryfish@stampinpretty.com)  
<http://stampinpretty.com>

  
stampin' pretty  
step-by-step tutorial



## 1. measure & cut:

### card base:

- Early Espresso Cardstock: 4 1/8 x 11, scored at 5 1/2

### layers (from bottom to top - before die-cutting):

- Crumb Cake Cardstock: 4 1/4 x 5 1/2
- Woven Textures Designer Series Paper: 3 1/4 x 4 3/4
- Early Espresso Cardstock: 2 3/4 x 4
- Crumb Cake Cardstock: 4 x 1

# Rustic Masculine Card with Botanical Textures Suite

Mary Fish  
[maryfish@stampinpretty.com](mailto:maryfish@stampinpretty.com)  
<http://stampinpretty.com>



## 2. stamp:

- Use a [Mini MISTI](#) stamp tool to position and stamp the sentiment (Textured Notes stamp set) in Early Espresso Classic Ink onto the Crumb Cake card stock.

## 3. crop:

- Crop the following with a [Stampin' Cut & Emboss Machine](#) (Standard or Mini) and the coordinating Textured Notes Dies:
  - Crumb Cake – 3 7/8 x 5 3/8
  - Woven Textures DSP: 2 3/4 x 4 1/4
  - Early Espresso: 1 3/4 x 3 nested inside the 2 1/4 x 3 3/4 (to create a frame)
  - Sentiment – 3 1/2 x 7/8

## 4. assemble & adhere:

- Layer and adhere all layers as shown with standard and snipped-to-size Stampin' Dimensionals.

## 5. embellish:

- Pull apart a piece of Crumb Cake Baker's Twine into two pieces. Tie into a bow and adhere as shown with a Mini Glue Dot.
- Adhere one Pecan Pie Neutral Matte Dots.

# Rustic Masculine Card with Botanical Textures Suite


Mary Fish  
[maryfish@stampinpretty.com](mailto:maryfish@stampinpretty.com)  
<http://stampinpretty.com>

## learn more:

- Ready to organize your pretty twine? [Here's](#) how I keep my [twine neat and tidy](#) - including the Crumb Cake Baker's Twine I used on today's rustic masculine card.
- Watch ALL my [1 Minute to WOW Video Tutorials](#) for quick paper crafting tips [here](#).

[CLICK FOR BLOG POST](#)


[CLICK TO SHOP](#)



[Botanical Textures Suite Collection \(English\) - 165563](#)

Price: \$100.50

[Add to Cart](#)



[Textured Notes Bundle \(English\) - 165556](#)

Price: \$48.50


[Add to Cart](#)



[Textured Notes Cling Stamp Set \(English\) - 165548](#)

Price: \$23.00

[Add to Cart](#)



[Textured Notes Dies - 165555](#)

Price: \$31.00

[Add to Cart](#)



[Woven Textures 12" X 12" \(30.5 X 30.5 Cm\) Designer Series Paper - 165560](#)

Price: \$12.50

[Add to Cart](#)



[Stampin' Cut & Emboss Machine - 149653](#)

Price: \$140.00

[Add to Cart](#)



[Paper Trimmer - 152392](#)

Price: \$28.00

[Add to Cart](#)



[Multipurpose Liquid Glue - 110755](#)

Price: \$6.00


[Add to Cart](#)



[Stampin' Dimensionals - 104430](#)

Price: \$4.25

[Add to Cart](#)



[Mini Glue Dots - 103683](#)

Price: \$7.25

[Add to Cart](#)

# Rustic Masculine Card with Botanical Textures Suite

Mary Fish  
[maryfish@stampinpretty.com](mailto:maryfish@stampinpretty.com)  
<http://stampinpretty.com>



[Early Espresso Classic Stampin' Pad - 147114](#)

Price: \$9.00

[Add to Cart](#)



[Early Espresso 8-1/2" X 11" Cardstock - 119686](#)

Price: \$14.00

[Add to Cart](#)



[Crumb Cake 8-1/2" X 11" Cardstock - 120953](#)

Price: \$14.00


[Add to Cart](#)



[Baker's Twine Essentials Pack - 155475](#)

Price: \$11.00

[Add to Cart](#)



[Neutral Matte Dots - 165561](#)

Price: \$8.00

[Add to Cart](#)