

A Versatile DIY Card You Can Make in Minutes!

Lovely Garden Suite Collection

Mary Fish

maryfish@stampinpretty.com

<http://stampinpretty.com>



1. measure & cut:

card base:

- Basic White Thick Cardstock: 4 1/8 x 11, scored at 5 1/2

layers (from bottom to top, before cropping):

- Fresh Freesia Cardstock: 3 x 1
- Lovely Garden Designer Series Paper: 2 x 4 1/2
- Highland Heather Cardstock: 2 x 4 1/2
- Basic White Cardstock: 2 1/2 x 1 1/4

envelope flap:

- Lovely Garden Designer Series Paper (DSP): 5 3/4 x 2 1/2

A Versatile DIY Card You Can Make in Minutes!

Lovely Garden Suite Collection

Mary Fish

maryfish@stampinpretty.com

<http://stampinpretty.com>



2. stamp:

- Use a [Mini MISTI](#) stamp tool to position and stamp the sentiment (Thankful Garden stamp set) in Highland Heather Classic Ink onto the Basic White card stock.

3. crop:

- Crop the following cardstock with a [Stampin' Cut & Emboss Machine](#) (Standard or Mini):
 - Fresh Freesia – 3 x 3/4 Stylish Shapes flagged die
 - Highland Heather – Thankful Garden bough die x 2
 - Sentiment: 2 3/8 x 1 Stylish Shapes flagged die
- Use Paper Snips to cut the three top leaves off one of the cropped boughs.

4. assemble & adhere:

- Double wrap the Designer Series Paper with Basic White Baker's Twine, securing with a bow.
- Layer and adhere all pieces as shown with Stampin' Dimensionals.

5. embellish:

- Add three Highland Heather Purple Fine Shimmer Gems.

6. envelope:

- Adhere the 5 3/4 x 2 1/2 Designer Series Paper to a Basic White Medium envelope flap with Multipurpose Liquid Glue. Tip: Add glue to the flap, not the Designer Series Paper.

A Versatile DIY Card You Can Make in Minutes!

Mary Fish

maryfish@stampinpretty.com

<http://stampinpretty.com>

Lovely Garden Suite Collection

learn more:

- **Did You Know?** I have a library of 750+ FREE PDF Card Tutorials with step-by-step instructions & supply lists? Check the out [here](#).
- Watch ALL my [1 Minute to WOW Video Tutorials](#) for quick paper crafting tips [here](#).

[CLICK FOR BLOG POST](#)


[CLICK TO SHOP](#)



[Lovely Garden Suite Collection \(English\) - 165541](#)

Price: \$95.25

[Add to Cart](#)



[Thankful Garden Bundle \(English\) - 165534](#)

Price: \$64.75


[Add to Cart](#)



[Thankful Garden Photopolymer Stamp Set \(English\) - 165526](#)

Price: \$24.00

[Add to Cart](#)



[Lovely Garden 12" X 12" \(30.5 X 30.5 Cm\) Designer Series Paper - 165524](#)

Price: \$12.50


[Add to Cart](#)



[Thankful Garden Dies - 165533](#)

Price: \$35.00

[Add to Cart](#)



[Stylish Shapes Dies - 159183](#)

Price: \$30.00

[Add to Cart](#)



[Basic White 8-1/2" X 11" Thick Cardstock - 159229](#)

Price: \$11.25

[Add to Cart](#)



[Basic White 8-1/2" X 11" Cardstock - 159276](#)

Price: \$13.00

[Add to Cart](#)



[Highland Heather 8-1/2" X 11" Cardstock - 146986](#)

Price: \$11.50

[Add to Cart](#)



[Fresh Freesia 8-1/2" X 11" Cardstock - 155613](#)

Price: \$11.50

[Add to Cart](#)

A Versatile DIY Card You Can Make in Minutes!

Mary Fish

maryfish@stampinpretty.com

<http://stampinpretty.com>

Lovely Garden Suite Collection



[Basic White Medium Envelopes - 159236](#)

Price: \$11.00

[Add to Cart](#)



[Stampin' Cut & Emboss Machine - 149653](#)

Price: \$130.00

[Add to Cart](#)



[Paper Trimmer - 152392](#)

Price: \$28.00

[Add to Cart](#)



[Multipurpose Liquid Glue - 110755](#)

Price: \$6.00


[Add to Cart](#)



[Stampin' Dimensionals - 104430](#)

Price: \$4.25

[Add to Cart](#)



[Mini Glue Dots - 103683](#)

Price: \$7.25


[Add to Cart](#)



[Highland Heather Classic Stampin' Pad - 147103](#)

Price: \$9.00


[Add to Cart](#)



[Purple Fine Shimmer Gems - 162611](#)

Price: \$8.00

[Add to Cart](#)



[Baker's Twine Essentials Pack - 155475](#)

Price: \$11.00

[Add to Cart](#)



[Paper Snips Scissors - 103579](#)

Price: \$12.00

[Add to Cart](#)