

A "Miss You Friend" Card Using the Friends for Life Bundle

Mary Fish
maryfish@stampinpretty.com
<http://stampinpretty.com>


stampin' pretty
step-by-step tutorial



1. measure & cut:

card base:

- Basic White Thick Cardstock: 4 1/4 x 11, scored at 5 1/2

layers (from bottom to top):

- Basic White Cardstock: 3 3/4 x 5
- Basic White Cardstock: 3 5/8 x 4 7/8
- Basic Black Cardstock (stamped sentiment): 2 x 3/4
- Basic Black Cardstock (adhered to an Adhesive Sheet): 4 1/2 x 2 1/2 (stem)
- Basic Black Cardstock (adhered to a Foam Adhesive Sheet): 3 1/2 x 2 1/2
- Basic White Cardstock (adhered to an Adhesive Sheet): 3 1/2 x 2 1/2

A "Miss You Friend" Card Using the Friends for Life Bundle

Mary Fish
maryfish@stampinpretty.com
<http://stampinpretty.com>



2. stamp:

- Use a [Mini MISTI](#) stamp tool to position and stamp the sentiment (Friends for Life stamp set) in Versamark Ink onto the edge of the Basic Black Cardstock layer. Cover with white Basics WOW! Embossing Powder. Set with a Heat Tool.

3. crop:

- Cut the “miss you” sentiment to size with a Paper Trimmer or Paper Snips.
- Adhere the two Basic White layers together with Multipurpose Liquid Glue, then crop the center with a [Stampin’ Cut and Emboss Machine](#) (Standard) and the Friends for Life stem die. **PRETTY TIP:** Since the cardstock is a double layer, the die-cut should stay in place and not fully cut all the way through. Use a Take Your Pick tool to pop out a few of the white piece from the leaves of the die-cut stem.
- Use a [Stampin’ Cut and Emboss Machine](#) (Standard) and the Friends for Life dies to crop the black cardstock stem, the black “friend” die-cut and the white “friend” die-cut.

4. assemble & adhere:

- Add Stampin’ Dimensionals to the back of the Basic White layer, including a few to hold the edge of the Basic White die-cut stem in place.
- Adhere the black stem over the top of the white stem as shown.
- Adhere the “friend” die-cut together and to the card.
- Adhere the “Miss You” to the card with Mini Stampin’ Dimensionals.

5. embellish:

- Add three black Adhesive-Backed Sparkle Gems as shown.

A "Miss You Friend" Card Using the Friends for Life Bundle

Mary Fish
maryfish@stampinpretty.com
<http://stampinpretty.com>

learn more:

- Ever wonder which Stampin' Up! adhesive to choose, including the adhesives I used on today's simple friend card? Check out my Stuck on Adhesives resource [here](#).
- Watch ALL my [1 Minute to WOW Video Tutorials](#) for quick paper crafting tips [here](#).

[CLICK FOR BLOG POST](#)

[CLICK TO SHOP](#)



[Friends For Life Bundle \(English\) - 163365](#)

Price: \$53.00

[Add to Cart](#)



[Friends For Life Photopolymer Stamp Set \(English\) - 163359](#)

Price: \$25.00


[Add to Cart](#)



[Friends For Life Dies \(English\) - 163364](#)

Price: \$34.00


[Add to Cart](#)



[Basic White 8-1/2" X 11" Thick Cardstock - 159229](#)

Price: \$11.25

[Add to Cart](#)



[Basic White 8-1/2" X 11" Cardstock - 159276](#)

Price: \$13.00

[Add to Cart](#)



[Basic Black 8-1/2" X 11" Cardstock - 121045](#)

Price: \$11.50

[Add to Cart](#)



[Basic White Medium Envelopes - 159236](#)

Price: \$11.00

[Add to Cart](#)



[Stampin' Cut & Emboss Machine - 149653](#)

Price: \$130.00

[Add to Cart](#)



[Paper Trimmer - 152392](#)

Price: \$28.00

[Add to Cart](#)



[Multipurpose Liquid Glue - 110755](#)

Price: \$6.00

[Add to Cart](#)

A "Miss You Friend" Card Using the Friends for Life Bundle

Mary Fish
maryfish@stampinpretty.com
<http://stampinpretty.com>



[Stampin' Dimensionals - 104430](#)

Price: \$4.25

[Add to Cart](#)



[Adhesive Sheets - 152334](#)

Price: \$11.50

[Add to Cart](#)



[Foam Adhesive Sheets - 152815](#)

Price: \$8.25

[Add to Cart](#)



[Embossing Additions Tool Kit - 159971](#)

Price: \$27.00

[Add to Cart](#)



[Versamark Pad - 102283](#)

Price: \$9.50

[Add to Cart](#)



[Basics Wow! Embossing Powder - 165679](#)

Price: \$21.00

[Add to Cart](#)



[Heat Tool - 129053](#)

Price: \$32.00


[Add to Cart](#)



[Paper Snips Scissors - 103579](#)

Price: \$12.00

[Add to Cart](#)



[Adhesive-Backed Sparkle Gems - 161288](#)

Price: \$8.50

[Add to Cart](#)