

A Sweet Thank You Card with Lush Layers & Bunny Charm

Mary Fish
maryfish@stampinpretty.com
<http://stampinpretty.com>



1. measure & cut:

card base:

- Basic White Thick Cardstock: 4 1/4 x 11, scored at 5 1/2

layers (from bottom to top):

- Old Olive Cardstock: 4 x 5 1/4
- Storybook Moments Designer Series Paper: 3 3/4 x 5
- Old Olive Cardstock: 3 1/4 x 4 1/2
- Basic White Cardstock: 3 x 4 1/4
- Lost Lagoon Cardstock (die-cut frame): 3 x 4 1/4 (qty 3, before die-cutting)
- Basic White Cardstock (die-cut sentiment): 2 1/2 x 3 1/2 (before die-cutting)

envelope flap:

- Storybook Moments Designer Series Paper: 5 3/4 x 2 1/4

A Sweet Thank You Card with Lush Layers & Bunny Charm

Mary Fish
maryfish@stampinpretty.com
<http://stampinpretty.com>



2. stamp:

- Use a [Mini MISTI](#) stamp tool to position and stamp the sentiment (Storybook Friends stamp set) in Old Olive Classic Ink onto Basic White card stock.

3. crop:

- Crop the sentiment with a [Stampin' Cut & Emboss Machine](#) (Standard) and the coordinating Storybook Friends frame die. (center the sentiment within the oval of the frame).
- Crop the three Lost Lagoon cardstock layers (separately) with a [Stampin' Cut & Emboss Machine](#) (Standard) and the Storybook Friends frame die.
- Crop the rabbit image from the Storybook Friends Designer Series Paper with a [Stampin' Cut & Emboss Machine](#) (Standard) and the coordinating Storybook Friends die.

4. assemble & adhere:

- Layer and adhere the Designer Series Paper and Basic White to their coordinating Old Olive Cardstock together with Multipurpose Liquid Glue and to the card with Stampin' Dimensionals.
- Layer and adhere the 3 Lost Lagoon frames together with Multipurpose Liquid Glue. (creates depth).
- Adhere the sentiment to the center of the frame and to the card as shown with Stampin' Dimensionals.
- Adhere the die-cut rabbit to the die-cut grass together with Multipurpose Liquid Glue and to the frame with Stampin' Dimensionals.

5. embellish:

- Add two Antique Pearls to the sentiment as shown.

6. envelope:

- Adhere the 5 3/4 x 2 1/2 Designer Series Paper to a Basic White Medium envelope flap with Multipurpose Liquid Glue. Flip to the inside of the flap and carefully snip away the excess with Paper Snips.

A Sweet Thank You Card with Lush Layers & Bunny Charm

Mary Fish
maryfish@stampinpretty.com
<http://stampinpretty.com>

learn more:

- **STICK IT!** Keep your dies or card stock in place as you zip them through the Stampin' Cut & Emboss Machine with [Post-It Label Tape](#)! See why I keep 7 must-have products on my desk [here](#).
***PLEASE NOTE:** This page contains affiliate links, which means I will earn a commission if you purchase through those links. As an Amazon Associate I earn from qualifying purchases. I only recommend products that I personally use and love!*
- Watch ALL my [1 Minute to WOW Video Tutorials](#) for quick paper crafting tips [here](#).

[CLICK FOR BLOG POST](#)


[CLICK TO SHOP](#)



[Storybook Moments Suite Collection \(English\) - 164681](#)

Price: \$155.50


[Add to Cart](#)



[Storybook Friends Bundle \(English\) - 164675](#)

Price: \$55.75

[Add to Cart](#)



[Storybook Friends Photopolymer Stamp Set \(English\) - 164668](#)

Price: \$25.00

[Add to Cart](#)



[Storybook Friends Dies - 164674](#)

Price: \$37.00

[Add to Cart](#)



[Storybook Moments 12" X 12" \(30.5 X 30.5 Cm\) Specialty Designer Series Paper - 164662](#)

Price: \$16.50

[Add to Cart](#)

A Sweet Thank You Card with Lush Layers & Bunny Charm

Mary Fish

maryfish@stampinpretty.com

<http://stampinpretty.com>



[Lost Lagoon 8-1/2" X 11" Cardstock - 133679](#)

Price: \$11.50

[Add to Cart](#)



[Old Olive 8-1/2" X 11" Cardstock - 100702](#)

Price: \$11.50

[Add to Cart](#)



[Basic White 8-1/2" X 11" Thick Cardstock - 159229](#)

Price: \$11.25

[Add to Cart](#)



[Basic White 8-1/2" X 11" Cardstock - 159276](#)

Price: \$13.00

[Add to Cart](#)



[Basic White Medium Envelopes - 159236](#)

Price: \$11.00

[Add to Cart](#)



[Stampin' Cut & Emboss Machine - 149653](#)

Price: \$130.00

[Add to Cart](#)



[Paper Trimmer - 152392](#)

Price: \$28.00

[Add to Cart](#)



[Multipurpose Liquid Glue - 110755](#)

Price: \$6.00


[Add to Cart](#)



[Stampin' Dimensionals - 104430](#)

Price: \$4.25

[Add to Cart](#)



[Antique Pearls - 164679](#)

Price: \$8.50

[Add to Cart](#)



[Old Olive Classic Stampin' Pad - 147090](#)

Price: \$9.00

[Add to Cart](#)