

A Simple Angled Gatefold Card with Toadstool Gardens

Mary Fish
maryfish@stampinpretty.com
<http://stampinpretty.com>



1. measure & cut:

card base:

- Basic White Thick Cardstock: 5 1/2 x 11, scored at 3 3/8 and 7 5/8

layers (from bottom to top):

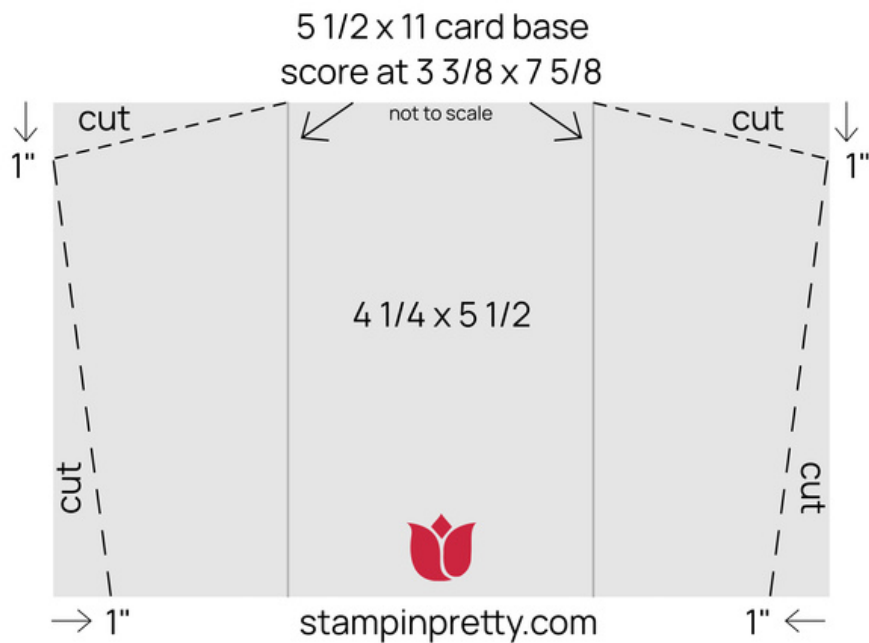
- Melon Mambo Cardstock: 3 3/8 x 5 1/2
- Toadstool Gardens Designer Series Paper: 3 3/8 x 5 1/2
- Basic White Cardstock (belly band): 10 x 1
- Toadstool Gardens Designer Series Paper: 3/4 x 4 1/4
- Basic White Cardstock (toadstools and stems): 2 x 5 1/2
- Basic White Cardstock (circle): 3 x 2 1/4
- Basic White Cardstock (sentiment): 1 x 1/2

envelope flap:

- Toadstool Gardens Designer Series Paper: 5 3/4 x 2 1/2

A Simple Angled Gatefold Card with Toadstool Gardens

Mary Fish
maryfish@stampinpretty.com
<http://stampinpretty.com>



2. stamp:

- Use a [Mini MISTI](#) stamp tool to position and stamp the sentiment (Terrific Toadstools stamp set) in Smoky Slate Classic Ink onto Basic White card stock.
- Use a [Mini MISTI](#) stamp tool to position and stamp the toadstools and stems (Terrific Toadstools stamp set) in Melon Mambo, Pumpkin Pie and Smoky Slate Classic Ink onto Basic White card stock.

3. crop:

- Adhere the Designer Series Paper and Melon Mambo Cardstock to the gatefold flaps. Use a pencil to mark at the 1 marks as shown in the graphic above.
- Use a Paper Trimmer to cut the angles as shown in the graphic above.
- Crop the larger toadstool and stem with the coordinating Terrific Toadstools Builder Punch. Note: It punches inside the stamped images and there will not be a white border.
- Use Paper Snips to cut out the smaller toadstool and stem.
- Crop the Basic White Cardstock with the 2 Circle Punch.

A Simple Angled Gatefold Card with Toadstool Gardens

Mary Fish
maryfish@stampinpretty.com
<http://stampinpretty.com>



4. assemble & adhere:

- Lay the card over the center of belly band, then wrap around the card, adhering the seam with Multipurpose Liquid Glue. **TIP:** Leave a little “wiggle room” between the belly band and card so that it’s slightly snug but easy enough to slip on and off.
- Adhere the Designer Series Paper over the belly band with Multipurpose Liquid Glue. Double wrap with White Baker’s Twine, securing with a bow.
- Adhere the remaining pieces as shown with Mini and Standard Stampin’ Dimensionals.

5. embellish:

- Add three Copper Clay Faux Glass Dots.

6. envelope:

- Adhere the 5 3/4 x 2 1/2 Designer Series Paper to a Basic White Medium envelope flap with Multipurpose Liquid Glue. Flip to the inside of the flap and carefully snip away the excess with Paper Snips.

A Simple Angled Gatefold Card with Toadstool Gardens

Mary Fish
maryfish@stampinpretty.com
<http://stampinpretty.com>

learn more:

- Learn how to create a Quick Belly Band with my Stampin' Pretty 1 Minute to WOW! Video Tutorial [here](#).
- Watch ALL my [1 Minute to WOW Video Tutorials](#) for quick paper crafting tips [here](#).

[CLICK FOR BLOG POST](#)

[CLICK TO SHOP](#)



[Terrific Toadstools Bundle \(English\) - 164790](#)

Price: \$38.50

[Add to Cart](#)



[Terrific Toadstools Photopolymer Stamp Set \(English\) - 164783](#)

Price: \$19.00

[Add to Cart](#)



[Terrific Toadstools Builder Punch - 164789](#)

Price: \$24.00

[Add to Cart](#)



[Toadstool Gardens 6" X 6" \(15.2 X 15.2 Cm\) Designer Series Paper - 164942](#)

Price: \$0.00


[Add to Cart](#)



[Melon Mambo 8-1/2" X 11" Cardstock - 115320](#)

Price: \$11.50

[Add to Cart](#)



[Basic White 8-1/2" X 11" Thick Cardstock - 159229](#)

Price: \$11.25

[Add to Cart](#)



[Basic White 8-1/2" X 11" Cardstock - 159276](#)

Price: \$13.00

[Add to Cart](#)



[Basic White Medium Envelopes - 159236](#)

Price: \$11.00


[Add to Cart](#)



[Paper Trimmer - 152392](#)

Price: \$28.00

[Add to Cart](#)



[Multipurpose Liquid Glue - 110755](#)

Price: \$6.00

[Add to Cart](#)

A Simple Angled Gatefold Card with Toadstool Gardens

Mary Fish

maryfish@stampinpretty.com

<http://stampinpretty.com>



[Stampin' Dimensionals - 104430](#)

Price: \$4.25

[Add to Cart](#)



[Melon Mambo Classic Stampin' Pad - 147051](#)

Price: \$9.00

[Add to Cart](#)



[Pumpkin Pie Classic Stampin' Pad - 147086](#)

Price: \$9.00

[Add to Cart](#)



[Smoky Slate Classic Stampin' Pad - 147113](#)

Price: \$9.00

[Add to Cart](#)



[Paper Snips Scissors - 103579](#)

Price: \$12.00

[Add to Cart](#)



[Faux Glass Dots - 164060](#)

Price: \$8.50

[Add to Cart](#)



[Baker's Twine Essentials Pack - 155475](#)

Price: \$11.00

[Add to Cart](#)