

Modern & Quick Autumn Thank You Card

Mary Fish
maryfish@stampinpretty.com
<http://stampinpretty.com>



how to cut your card stock:

card base:

- Mossy Meadow cardstock – 5 ½ x 8 ½ , scored at 4 ¼ (top)

layers & card stock:

- Sweet Days of Autumn Designer Series Paper – 5 ¼ x 4
- Copper Clay 4 ¾ x 3 ½
- Sweet Days of Autumn Designer Series Paper 4 ½ x 3 ¼
- Petal Pink Die-Cut Sentiment – Approx. 2 ½ x 1 ½ before die-cutting

snipped envelope flap:

- Sweet Days of Autumn Designer Series Paper: – 5 ¾ x 2 ½

Modern & Quick Autumn Thank You Card

Mary Fish
maryfish@stampinpretty.com
<http://stampinpretty.com>



2. stamp:

- Use a [Mini MISTI](#) stamp tool to position and stamp the sentiment (Humble Home stamp set) in Copper Clay Classic Ink onto Petal Pink card stock.

3. crop:

- Crop the sentiment with a [Stampin' Cut & Emboss Machine](#) (Standard or Mini) and the coordinating tag die from Greetings of the Season.

4. assemble & adhere:

- Burnish the fold of the card base with a Bone Folder.
- Assemble and adhere layers with MultiPurpose Liquid glue as shown.
- Adhere Copper Clay layer and sentiment with Stampin' Dimensionals.

5. embellish:

- Thread Copper Clay Natural Tones Linen Thread through sentiment tag and tie in a bow.
- Embellish as shown with two Copper Clay Earth Tones Shimmer Gems

6. envelope:

- Adhere the 5 3/4 x 2 1/2 Designer Series Paper to a Basic White Medium envelope flap with Multipurpose Liquid Glue. Flip to the inside of the flap and carefully snip away the excess with Paper Snips.

Modern & Quick Autumn Thank You Card

Mary Fish
maryfish@stampinpretty.com
<http://stampinpretty.com>

learn more:

- Need a tip on organizing your embellishments? Take a look at my [Quick & Easy Embellishment Storage](#) – including the Copper Clay Earth Tones Shimmer Gems on today's quick Autumn thank you card.
- Watch my [1 Minute to WOW Video Tutorials](#) for quick paper crafting tips [here](#).


[CLICK FOR BLOG POST](#)

[CLICK TO SHOP](#)



[Humble Home Photopolymer Stamp Set \(English\) - 164286](#)

Price: \$20.00



[Sweet Days Of Autumn 12" X 12" \(30.5 X 30.5 Cm\) Designer Series Paper - 166498](#)

Price: \$12.50



[Copper Clay Classic Stampin' Pad - 161647](#)

Price: \$9.00



[Greetings Of The Season Dies - 164112](#)

Price: \$32.00



[Stampin' Cut & Emboss Machine - 149653](#)

Price: \$130.00



[Mini Stampin' Cut & Emboss Machine - 150673](#)

Price: \$66.00



[Bone Folder - 102300](#)

Price: \$8.00




[Multipurpose Liquid Glue - 110755](#)

Price: \$6.00



[Stampin' Dimensionals - 104430](#)

Price: \$4.25



[Mini Glue Dots - 103683](#)

Price: \$7.25

Modern & Quick Autumn Thank You Card

Mary Fish
maryfish@stampinpretty.com
<http://stampinpretty.com>



[Basic White
Medium Envelopes
- 159236](#)

Price: \$11.00



[Paper Snips
Scissors - 103579](#)

Price: \$12.00




[Natural Tones
Linen Thread -
164071](#)

Price: \$9.00



[Mossy Meadow 8-
1/2" X 11"
Cardstock -
133676](#)

Price: \$11.50




[Copper Clay 8-1/2"
X 11" Cardstock -
161721](#)

Price: \$11.50



[Petal Pink 8-1/2" X
11" Cardstock -
146985](#)

Price: \$11.50



[Earth Tones
Shimmer Gems -
164070](#)

Price: \$8.50