

Make This Easy Sympathy Card with Wildly Flowering DSP

Mary Fish
maryfish@stampinpretty.com
<http://stampinpretty.com>



CUT YOUR CARD STOCK – DIMENSIONS:

- Basic White Thick Card Stock:
Card Base – 4 1/2 x 11, scored at 5 1/2 (top)
- Crumb Cake Card Stock:
Layer – 3 1/2 x 4 3/4
- Basic White Card Stock:
Stamped & Punched Sentiment – 2 x 4 (before punching)
- Wildly Flowering Designer Series Paper:
Screen Layer – 3 x 4 1/2 (before cutting into strips)
Misty Moonlight Layer – 3 1/4 x 2
Envelope Flap – 5 3/4 x 2 1/2 (before snipping)

Make This Easy Sympathy Card with Wildly Flowering DSP

Mary Fish
maryfish@stampinpretty.com
<http://stampinpretty.com>



PROJECT TUTORIAL:

1. Burnish the fold of the Basic White Thick card base with a Bone Folder.
2. Use a Paper Trimmer to cut the 3 x 4 1/2 piece of Wildly Flowering Designer Series Paper into 1 strips, keeping them in the same order.
3. Adhere the left and right strips 1/8 inch from the edges of the Crumb Cake layer with Multipurpose Liquid Glue.
4. Adhere the center strip (also leaving a 1/8 border) as shown with Multipurpose Liquid Glue.
5. Adhere the screen panel to the card with Stampin' Dimensionals.
6. Wrap the Misty Moonlight Designer Series Paper layer with the Crumb Cake Baker's Twine, securing on the left with a bow.
7. Use a [Mini MISTI](#) stamp tool to stamp the sentiment (Comforting Thoughts stamp set) in Misty Moonlight Classic Ink onto the left-center of the Basic White layer.
8. Crop the sentiment with the Modern Oval Punch.
9. Adhere to the card as shown with Stampin' Dimensionals.
10. **POP OF PERSONALITY!** Embellish the sentiment with 3 Antique Brass Textured Dots.
11. **PERFECT POLISH!** Adhere the 5 3/4 x 2 1/2 Designer Series Paper to the Basic White Medium envelope flap with Multipurpose Liquid Glue. **PRETTY TIP!** Add glue to the flap. Flip to the inside of the flap and carefully snip away the excess with Paper Snips. Watch my 1 Minute to WOW Video Tutorial to learn how [here](#).

[CLICK FOR BLOG POST](#)

[CLICK TO SHOP](#)

Make This Easy Sympathy Card with Wildly Flowering DSP

Mary Fish

maryfish@stampinpretty.com

<http://stampinpretty.com>



**Comforting Thoughts
Photopolymer
Stamp Set
(English) - 163691**

Price: \$20.00


Add to Cart



Crumb Cake 8-1/2" X 11" Cardstock - 120953

Price: \$11.50


Add to Cart



Basic White 8-1/2" X 11" Thick Cardstock - 159229

Price: \$11.25

Add to Cart



Basic White 8-1/2" X 11" Cardstock - 159276

Price: \$13.00

Add to Cart



**Misty Moonlight
Classic Stampin'
Pad - 153118**

Price: \$9.00

Add to Cart



Paper Trimmer - 152392

Price: \$28.00

Add to Cart



Bone Folder - 102300

Price: \$8.00

Add to Cart



**Multipurpose
Liquid Glue - 110755**

Price: \$6.00

Add to Cart



**Paper Snips
Scissors - 103579**

Price: \$12.00

Add to Cart



**Stampin'
Dimensionals - 104430**

Price: \$4.25

Add to Cart



**Basic White
Medium Envelopes - 159236**

Price: \$11.00

Add to Cart



**Baker's Twine
Essentials Pack - 155475**

Price: \$11.00


Add to Cart



**Modern Oval
Punch - 162234**

Price: \$23.00

Add to Cart



**Adhesive-Backed
Textured Dots - 163338**

Price: \$8.00

Add to Cart