

You Say Tomato - I Say To Market DSP!

Mary Fish
maryfish@stampinpretty.com
<http://stampinpretty.com>


stampin' pretty
step-by-step tutorial



CUT YOUR CARD STOCK – DIMENSIONS:

- Basic White Thick Card Stock:
Card Base – 4 1/4 x 11, scored at 5 1/2 (top)
- Garden Green Card Stock:
Layer – 4 x 5 1/4
- Real Red Card Stock:
Layer – 2 3/4 x 4 1/2
- Basic White Card Stock:
Stamped & Die-Cut Sentiment – 3 x 3/4
- To Market Designer Series Paper:
Plaid Layer – 3 1/4 x 5
Green Pattern Layer – 3 3/4 x 2
Tomato Layer – 2 1/2 x 4 1/4

You Say Tomato - I Say To Market DSP!

Mary Fish
maryfish@stampinpretty.com
<http://stampinpretty.com>



PROJECT TUTORIAL:

1. Burnish the fold of the Basic White Thick card base with a Bone Folder.
2. Adhere the plaid and green pattern dsp layers together as shown.
3. Adhere to the Garden Green card stock layer and card base with Multipurpose Liquid Glue.
4. Adhere the tomato dsp layer to the Real Red card stock layer with Multipurpose Liquid Glue.
5. Wrap with white Baker's Twine Essentials, securing with a bow.
6. Adhere to the card as shown with Stampin' Dimensionals.
7. Use a [Mini MISTI](#) stamp tool to position and stamp the sentiment in Garden Green Classic Ink onto the Basic White layer. Watch my [1 Minute to WOW video](#): The Magic of the Mini MISTI for a quick product demonstration [here](#).
8. Use a [Stampin' Cut & Emboss Machine](#) (Standard or Mini) to crop the sentiment with the Happy Little Things flagged end die.
9. Adhere to the card with Stampin' Dimensionals.
10. **POP OF PERSONALITY!** Embellish the sentiment with 1 small Garden Green Transparent Dot.
11. **PERFECT POLISH!** Adhere the 5 3/4 x 2 1/2 Designer Series Paper to the Basic White Note Card envelope flap with Multipurpose Liquid Glue. Add glue to the flap. Flip to the inside of the flap and carefully snip away the excess with Paper Snips. Learn how with my [1 Minute to WOW video](#) [here](#).

[CLICK FOR BLOG POST](#)

[CLICK TO SHOP](#)

You Say Tomato - I Say To Market DSP!

Mary Fish
maryfish@stampinpretty.com
<http://stampinpretty.com>



Saying Hey
Photopolymer
Stamp Set
(English) - 163697

Price: \$17.00

Add to Cart



Happy Little Things
Bundle (English) -
163710

Price: \$33.25


Add to Cart



Happy Little Things
Dies - 163709

Price: \$12.00


Add to Cart



Basic White 8-1/2"
X 11" Thick
Cardstock -
159229

Price: \$11.25

Add to Cart



Basic White 8-1/2"
X 11" Cardstock -
159276

Price: \$13.00

Add to Cart



Garden Green 8-
1/2" X 11"
Cardstock -
102584

Price: \$11.50

Add to Cart



Real Red 8-1/2" X
11" Cardstock -
102482

Price: \$11.50

Add to Cart



To Market 12" X
12" (30.5 X 30.5
Cm) Designer
Series Paper -
163421

Price: \$12.50

Add to Cart



Basic White
Medium Envelopes
- 159236

Price: \$11.00

Add to Cart



Paper Trimmer -
152392

Price: \$28.00

Add to Cart



Bone Folder -
102300

Price: \$8.00

Add to Cart



Multipurpose
Liquid Glue -
110755

Price: \$6.00

Add to Cart



Paper Snips
Scissors - 103579

Price: \$12.00

Add to Cart



Stampin'
Dimensionals -
104430

Price: \$4.25

Add to Cart




Baker's Twine
Essentials Pack -
155475

Price: \$11.00

Add to Cart

You Say Tomato - I Say To Market DSP!

Mary Fish
maryfish@stampinpretty.com
<http://stampinpretty.com>



Transparent
Adhesive-Backed
Dots - 163432

Price: \$8.00

Add to Cart