

Decor Inspired Simple Miss You Card with Friends for Life

Mary Fish
maryfish@stampinpretty.com
<http://stampinpretty.com>



CUT YOUR CARD STOCK – DIMENSIONS:


- Basic White Thick Card Stock:
Card Base – 4 1/4 x 11, scored at 5 1/2 (top)
- Old Olive Card Stock:
Layer – 4 x 4
- Basic Black Card Stock:
Layer – 3 1/2 x 3 1/2
Die-Cut Heart – 3 1/4 x 3 1/4 (before die-cutting)
- Basic White Card Stock:
Layer – 3 1/4 x 3 1/4
Die-Cut Heart – 3 1/4 x 3 1/4 (before die-cutting)
Stamped & Die-Cut Sentiment – 3 x 3/4 (before die-cutting)
- Flowering Zinnias Designer Series Paper:
Envelope Flap – 5 3/4 x 2 1/2 (before snipping)

Decor Inspired Simple Miss You Card with Friends for Life

Mary Fish

maryfish@stampinpretty.com

<http://stampinpretty.com>



PROJECT TUTORIAL:

1. Burnish the fold of the Basic White Thick card base with a Bone Folder.
2. Layer and adhere the Basic White and Basic Black square layers together with Multipurpose Liquid Glue and to the Old Olive layer with Stampin' Dimensionals.
3. Wrap all three layers with black Baker's Twine Essentials, securing with a bow.
4. Adhere to the card base as shown with Stampin' Dimensionals.
5. Use a [Stampin' Cut & Emboss Machine](#) (Standard or Mini) to crop the Basic Black layer with the heart die and the Basic White layer with the two heart dies nested together.
6. Adhere together with Multipurpose Liquid Glue and to the card with Stampin' Dimensionals.
7. Use a [Mini MISTI](#) stamp tool to position and stamp the sentiment in Tuxedo Black Memento Ink onto the Basic White layer. Watch my [1 Minute to WOW video](#): The Magic of the Mini MISTI for a quick product demonstration [here](#).
8. Use a [Stampin' Cut & Emboss Machine](#) (Standard or Mini) and the Stylish Shapes 2 3/4 x 1/2 banner die to crop the sentiment.
9. Adhere as shown with Stampin' Dimensionals.
10. **POP OF PERSONALITY!** Embellish with 5 gold Blooming Pearls.
11. **PERFECT POLISH!** Adhere the 5 3/4 x 2 1/2 Designer Series Paper to the Basic White Note Card envelope flap with Multipurpose Liquid Glue. Add glue to the flap. Flip to the inside of the flap and carefully snip away the excess with Paper Snips. Learn how with my [1 Minute to WOW video](#) [here](#).

[CLICK FOR BLOG POST](#)

[CLICK TO SHOP](#)

Decor Inspired Simple Miss You Card with Friends for Life

Mary Fish

maryfish@stampinpretty.com

<http://stampinpretty.com>



Friends For Life Bundle (English) - 163365

Sale: \$47.00

Price: \$53.00

Add to Cart



Friends For Life Photopolymer Stamp Set (English) - 163359

Price: \$25.00


Add to Cart



Friends For Life Dies (English) - 163364

Price: \$34.00


Add to Cart



Stylish Shapes Dies - 159183

Price: \$30.00


Add to Cart



Basic Black 8-1/2" X 11" Cardstock - 121045

Price: \$11.50

Add to Cart



Basic White 8-1/2" X 11" Thick Cardstock - 159229

Price: \$11.25

Add to Cart



Basic White 8-1/2" X 11" Cardstock - 159276

Price: \$13.00

Add to Cart



Paper Trimmer - 152392

Price: \$28.00

Add to Cart



Bone Folder - 102300

Price: \$8.00

Add to Cart



Multipurpose Liquid Glue - 110755

Price: \$6.00

Add to Cart



Stampin' Cut & Emboss Machine - 149653

Sale: \$117.00

Price: \$130.00

Add to Cart



Mini Stampin' Cut & Emboss Machine - 150673

Sale: \$59.40

Price: \$66.00

Add to Cart



Boho Blue Limited Edition Mini Stampin' Cut & Emboss Machine - 161104

Sale: \$56.70

Price: \$63.00

Add to Cart



Paper Snips Scissors - 103579

Price: \$12.00

Add to Cart



Basic White Medium Envelopes - 159236

Price: \$11.00

Add to Cart

Decor Inspired Simple Miss You Card with Friends for Life

Mary Fish

maryfish@stampinpretty.com


<http://stampinpretty.com>



Stampin'
Dimensionals -
104430

Price: \$4.25

Add to Cart



Blooming Pearls -
162238

Price: \$8.00

Add to Cart



Old Olive 8-1/2" X
11" Cardstock -
100702

Price: \$11.50

Add to Cart



Flowering Zinnias
12" X 12" (30.5 X
30.5 Cm) Designer
Series Paper -
163469

Price: \$12.50

Add to Cart