

# Your Creativity Will Bloom with Mediterranean Blooms DSP!

Mary Fish  
[maryfish@stampinpretty.com](mailto:maryfish@stampinpretty.com)  
<http://stampinpretty.com>

  
stampin' pretty  
step-by-step tutorial



## CUT YOUR CARD STOCK – DIMENSIONS:

- Basic White Thick Card Stock:  
Card Base – 4 1/4 x 11, scored at 5 1/2 (top)
- Basic White Card Stock:  
Stamped & Die-Cut Sentiment – 1 x 1 (before die-cutting)
- Balmy Blue Card Stock:  
Layers – 4 x 5 1/4 (bottom) and 2 7/8 x 4 1/8 (top)
- Mediterranean Blooms Designer Series Paper:  
Layers – 3 3/4 x 5 (bottom) and 2 5/8 x 3 7/8 (top)  
Envelope Flap – 5 3/4 x 2 1/2

# Your Creativity Will Bloom with Mediterranean Blooms DSP!

Mary Fish  
[maryfish@stampinpretty.com](mailto:maryfish@stampinpretty.com)  
<http://stampinpretty.com>



## PROJECT TUTORIAL:

1. Burnish the fold of the Basic White Thick card base with a Bone Folder.
2. Layer and adhere the larger Designer Series Paper and Balmy Blue layers together and to the card base with Multipurpose Liquid Glue.
3. Layer and adhere the smaller Designer Series Paper and Balmy Blue layers together with Multipurpose Liquid Glue.
4. Wrap with Balmy Blue Baker's Twine Three Color Pack, securing with a bow as shown.
5. Adhere to the card with Stampin' Dimensionals.
6. Use a [Mini MISTI](#) to stamp the sentiment (Simply Said stamp set) in Night of Navy Classic Ink onto the Basic White layer. Watch my [1 Minute to WOW video](#): The Magic of the Mini MISTI for a quick demonstration [here](#).
7. Use a [Stampin' Cut & Emboss Machine](#) (Standard or Mini) to crop the sentiment with the Spotlight on Nature 5/8 circle die.
8. Adhere as shown with Stampin' Dimensionals.
9. **PERFECT POLISH!** Adhere the 5 3/4 x 2 1/2 Designer Series Paper to the Basic White Medium envelope flap with Multipurpose Liquid Glue. Add glue to the flap first, not the Designer Series Paper.

[CLICK FOR BLOG POST](#)

[CLICK TO SHOP](#)

# Your Creativity Will Bloom with Mediterranean Blooms DSP!


Mary Fish  
[maryfish@stampinpretty.com](mailto:maryfish@stampinpretty.com)  
<http://stampinpretty.com>



Simply Said Mix & Match  
Photopolymer  
Stamp Set  
(English) - 163756

Price: \$17.00

Add to Cart



Spotlight On  
Nature Dies -  
163580

Price: \$35.00


Add to Cart



Mediterranean  
Blooms 12" X 12"  
(30.5 X 30.5 Cm)  
Designer Series  
Paper - 163284

Price: \$12.50


Add to Cart



Basic White 8-1/2"  
X 11" Thick  
Cardstock -  
159229

Price: \$11.25


Add to Cart



Balmy Blue 8-1/2"  
X 11" Cardstock -  
146982

Price: \$11.50

Add to Cart



Basic White 8-1/2"  
X 11" Cardstock -  
159276

Price: \$13.00

Add to Cart



Stampin' Cut &  
Emboss Machine -  
149653

Price: \$130.00

Add to Cart



Mini Stampin' Cut  
& Emboss  
Machine - 150673

Price: \$66.00

Add to Cart



Paper Trimmer -  
152392

Price: \$28.00

Add to Cart



Night Of Navy  
Classic Stampin'  
Pad - 147110

Price: \$9.00

Add to Cart



Multipurpose  
Liquid Glue -  
110755

Price: \$6.00

Add to Cart



Stampin'  
Dimensionals -  
104430

Price: \$4.25

Add to Cart



Baker's Twine  
Three Color Pack -  
162759

Price: \$8.00

Add to Cart



Bone Folder -  
102300

Price: \$8.00

Add to Cart



Basic White  
Medium Envelopes  
- 159236

Price: \$11.00

Add to Cart

# Your Creativity Will Bloom with Mediterranean Blooms DSP!

Mary Fish  
[maryfish@stampinpretty.com](mailto:maryfish@stampinpretty.com)  
<http://stampinpretty.com>



Clear Block C -  
118486

Price: \$8.00

Add to Cart