

Make a Simple Screen Card with the Stampin' Up! Unbounded Beauty Suite

Mary Fish
maryfish@stampinpretty.com
<http://stampinpretty.com>


stampin' pretty
step-by-step tutorial



CUT YOUR CARD STOCK – DIMENSIONS:

- Basic White Thick Card Stock:
Card Base – 4 1/4 x 11, scored at 5 1/2 (top)
- Peach Pie Card Stock:
Layer – 4 x 5 1/4
Die-Cut – 2 3/4 x 1 3/4 (before die-cutting)
- Petunia Pop Card Stock:
Layer – 3 1/2 x 4 3/4
- Basic White Card Stock:
Stamped & Die-Cut Sentiment – 3 1/4 x 2 1/2 (before die-cutting)
- Unbounded Beauty Designer Series Paper:
Layer – 3 x 4 1/2

Make a Simple Screen Card with the Stampin' Up! Unbounded Beauty Suite

Mary Fish
maryfish@stampinpretty.com
<http://stampinpretty.com>



PROJECT TUTORIAL:

1. Burnish the fold of the Basic White Thick card base with a Bone Folder.
2. Adhere the Peach Pie layer to the card base with Multipurpose Liquid Glue.
3. Use a Paper Trimmer to cut the 3 x 4 1/2 piece of Designer Series Paper into three 1 x 4 1/2 strips.
4. Adhere the strips to the 3 1/2 x 4 3/4 piece of Petunia Pop layer with Multipurpose Liquid Glue.
5. Wrap with Petunia Pop 3/8 bordered ribbon, securing with a bow as shown.
6. Adhere to the card with Stampin' Dimensionals.
7. Use a [Mini MISTI](#) to stamp the sentiment (Unbounded Love stamp set) onto the Basic White layer.
8. Use a [Stampin' Cut & Emboss Machine](#) (Standard or Mini) to crop the sentiment and Peach Pie layer with the coordinating Unbounded Love dies.
9. Adhere the two die-cuts together with Multipurpose Liquid Glue and to the card with Stampin' Dimensionals.
10. **POP OF PERSONALITY!** Embellish with three 2024-2026 In Color Shimmer Gems.
11. **PERFECT POLISH!** Adhere the 5 3/4 x 2 1/2 Designer Series Paper to the Basic White Medium envelope flap with Multipurpose Liquid Glue. Add glue to the flap first, not the Designer Series Paper.

[CLICK FOR BLOG POST](#)

[CLICK TO SHOP](#)

Make a Simple Screen Card with the Stampin' Up! Unbounded Beauty Suite

Mary Fish
maryfish@stampinpretty.com
<http://stampinpretty.com>



Unbounded Love Bundle (English) - 163384

Price: \$54.75

Add to Cart



Unbounded Love Photopolymer Stamp Set (English) - 163378

Price: \$25.00


Add to Cart



Unbounded Love Dies - 163383

Price: \$36.00


Add to Cart



Petunia Pop 8-1/2" X 11" Cardstock - 163801

Price: \$11.50


Add to Cart



Peach Pie 8-1/2" X 11" Cardstock - 163799

Price: \$11.50


Add to Cart



Basic White 8-1/2" X 11" Thick Cardstock - 159229

Price: \$11.25

Add to Cart



Basic White 8-1/2" X 11" Cardstock - 159276

Price: \$13.00

Add to Cart



Paper Trimmer - 152392

Price: \$28.00

Add to Cart



Multipurpose Liquid Glue - 110755

Price: \$6.00

Add to Cart



Stampin' Dimensionals - 104430

Price: \$4.25

Add to Cart



Bone Folder - 102300

Price: \$8.00

Add to Cart



Basic White Medium Envelopes - 159236

Price: \$11.00

Add to Cart



Stampin' Cut & Emboss Machine - 149653

Price: \$130.00

Add to Cart



Mini Stampin' Cut & Emboss Machine - 150673

Price: \$66.00

Add to Cart



Petunia Pop 3/8" (1 Cm) Bordered Ribbon - 163785

Price: \$7.50

Add to Cart

Make a Simple Screen Card with the Stampin' Up! Unbounded Beauty Suite

Mary Fish

maryfish@stampinpretty.com

<http://stampinpretty.com>



2024-2026 In Color™ Shimmer Gems - 163781

Price: \$8.50

Add to Cart



Petunia Pop Classic Stampin Pad - 163811

Price: \$9.00

Add to Cart