

WOW! Video. Build a Beautiful Zinnia with Me!

Mary Fish
maryfish@stampinpretty.com
<http://stampinpretty.com>



CUT YOUR CARD STOCK - DIMENSIONS:

- Basic White Thick Card Stock:
Card Base – 4 1/4 x 11, scored at 5 1/2 (top)
- Basic White Card Stock:
Die-Cut Layers – 4 x 5 1/4 and 3 3/4 x 5 (before die-cutting)
Sentiment – 3 1/2 x 7/8
- Poppy Parade, Calypso Coral, and Sweet Sorbet Card Stock:
Poppy Flower Petal Die-Cuts – 2 1/4 x 2 1/4 (before die-cutting)
- Mossy Meadow Card Stock:
Stem Die-Cut – 3 1/2 x 1/2 (before die-cutting)
Leaves Die-Cuts – 2 x 2 1/4 (before die-cutting)
- Old Olive Card Stock:
Stem Vein Die-Cuts – 2 x 2 (before die-cutting)
- Petal Pink Card Stock:
Flower Center Die-Cut – 1 1/4 x 1 (before die-cutting)
- Flowering Zinnias Designer Series Paper:
Envelope Flap – 5 3/4 x 2 1/4 (before die-cutting)

WOW! Video. Build a Beautiful Zinnia with Me!

Mary Fish
maryfish@stampinpretty.com
<http://stampinpretty.com>



PROJECT TUTORIAL:

1. Begin by burnishing the fold of the Basic White Thick card base with a Bone Folder.
2. Use a [Stampin' Cut & Emboss Machine](#) (Standard) to crop the two pieces of Basic White card stock with the 3 3/4 x 5 and 3 3/8 x 4 5/8 Deckled Rectangle dies.
3. Adhere together and to the card with Multipurpose Liquid Glue.
4. Use a [Stampin' Cut & Emboss Machine](#) (Standard or Mini) and the Simply Zinnia dies to crop the following:
 - Mossy Meadow – Leaves (2) and Stem
 - Old Olive – Leave Veins (2)
 - Poppy Parade – Solid Zinnia Flower
 - Calypso Coral and Sweet Sorbet – One Each of both Zinnia Petal Dies
 - Petal Pink – Flower Center
5. Adhere all together and to the card as shown with Multipurpose Liquid Glue. Watch my latest 1 Minute to WOW! Video: [Build a Beautiful Zinnia!](#)
6. Use a Clear Block H to stamp the sentiment in Mossy Meadow Classic Ink onto the Basic White layer.
7. Adhere to the card as shown with Stampin' Dimensionals.
8. **POP OF PERSONALITY!** Embellish the sentiment and zinnia flower center with 3 (each) Gold Festive Pearls.
9. **PERFECT POLISH!** Adhere the 5 3/4 x 2 1/4 Textured Specialty Paper to the Basic White Medium envelope flap with Multipurpose Liquid Glue. **IMPORTANT:** Add glue to the flap first, not the Textured Specialty Paper. Center and line up the Basic Borders curved edge die, tape to secure ([Post-It Tape](#)) and crop with a [Stampin' Cut & Emboss Machine](#) (Standard). Watch my Stampin' Pretty WOW Video [here](#).

[CLICK FOR BLOG POST](#)

[CLICK TO SHOP](#)

WOW! Video. Build a Beautiful Zinnia with Me!

Mary Fish

maryfish@stampinpretty.com

<http://stampinpretty.com>



Simply Zinnia Bundle (English) - 163480

Price: \$52.00

Add to Cart



Simply Zinnia Cling Stamp Set (English) - 163472

Price: \$25.00

Add to Cart



Simply Zinnia Dies - 163479

Price: \$33.00

Add to Cart



Flowering Zinnias 12" X 12" (30.5 X 30.5 Cm) Designer Series Paper - 163469

Price: \$12.50

Add to Cart



Paper Trimmer - 152392

Price: \$26.00

Add to Cart



Bone Folder - 102300

Price: \$7.00


Add to Cart



Stampin' Cut & Emboss Machine - 149653

Price: \$128.00

Add to Cart



Basic Borders Dies - 155558

Price: \$29.00

Add to Cart



Multipurpose Liquid Glue - 110755

Price: \$5.50


Add to Cart



Stampin' Dimensionals - 104430

Price: \$4.25

Add to Cart



Basic White 8-1/2" X 11" Cardstock - 159276

Price: \$10.50

Add to Cart



Basic White 8-1/2" X 11" Thick Cardstock - 159229

Price: \$9.00

Add to Cart



Basic White Medium Envelopes - 159236

Price: \$8.50

Add to Cart



Mossy Meadow Classic Stampin' Pad - 147111

Price: \$9.00

Add to Cart



Clear Block H - 118490

Price: \$9.50

Add to Cart

WOW! Video. Build a Beautiful Zinnia with Me!

Mary Fish
maryfish@stampinpretty.com
<http://stampinpretty.com>



Petal Pink 8-1/2" X 11" Cardstock - 146985

Price: \$10.00

Add to Cart



Calypso Coral 8-1/2" X 11" Cardstock - 122925

Price: \$10.00


Add to Cart



Sweet Sorbet 8-1/2" X 11" Cardstock - 159268

Price: \$10.00

Add to Cart



Poppy Parade 8-1/2" X 11" Cardstock - 119793

Price: \$10.00

Add to Cart



Old Olive 8-1/2" X 11" Cardstock - 100702

Price: \$10.00

Add to Cart



Mossy Meadow 8-1/2" X 11" Cardstock - 133676

Price: \$10.00


Add to Cart



Vellum 8-1/2" X 11" Cardstock - 101856

Price: \$10.00

Add to Cart



Festive Pearls - 159963

Price: \$7.00

Add to Cart