

WOW! Video + Au Revoir Orchid Oasis & Hills of Tuscany

Mary Fish
maryfish@stampinpretty.com
<http://stampinpretty.com>



CUT YOUR CARD STOCK - DIMENSIONS:

- Orchid Oasis Card Stock:
 - Card Base – 4 1/4 x 11, scored at 5 1/2 (top)
 - Die-Cut Frame – 2 3/4 x 4 1/4 (before die-cutting)
- Basic White Card Stock:
 - Die-Cut Layer – 4 x 5 (before die-cutting)
 - Stamped Layer – 2 1/4 x 3 3/4
 - Die-Cut Sentiment – 2 x 2 (before die-cutting)
- Orchid Oasis 2022-2024 In Color 6x6 Designer Series Paper:
 - Striped Layer – 4 1/2 x 3
 - Envelope Flap – 5 3/4 x 2 1/4 (before die-cutting)

WOW! Video + Au Revoir Orchid Oasis & Hills of Tuscany

Mary Fish
maryfish@stampinpretty.com
<http://stampinpretty.com>



PROJECT TUTORIAL:

1. Begin by burnishing the fold of the Orchid Oasis card base with a Bone Folder.
2. Adhere the striped Designer Series Paper to the center of the card base as shown with Multipurpose Liquid Glue.
3. Use a [Stampin' Cut & Emboss Machine](#) (Standard or Mini) to crop the Basic White card stock layer using the 3 3/8 x 4 3/4 Deckled Rectangle die.
4. Adhere to the card with Stampin' Dimensionals.
5. Use Clear Blocks to stamp the following images in different "strengths" of Orchid Oasis Classic ink by stamping off on Grid Paper.
 - Sky – stamped off 3 times
 - Top part of hill – stamped off 2 times
 - Bottom part of hill – stamped off 1 time
 - Trees & texture – full strength
6. Adhere to the card as shown with Multipurpose Liquid Glue.
7. Use a [Stampin' Cut & Emboss Machine](#) (Standard or Mini) to crop the Orchid Oasis card stock layer by tucking the 1 3/4 x 3 Deckled Rectangle die inside the 2 1/2 x 4 Deckled Rectangle die. **TIP:** Secure in place with [Post-It Tape](#) before die-cutting.
8. Adhere to the card base with Stampin' Dimensionals.

WOW! Video + Au Revoir Orchid Oasis & Hills of Tuscany

Mary Fish
maryfish@stampinpretty.com
<http://stampinpretty.com>



9. Use a **Mini Misti** to stamp the sentiment (Hills of Tuscany) in Orchid Oasis Classic Ink onto the Basic White layer.
10. Crop twice with a **Stampin' Cut & Emboss Machine** (Standard or Mini) and the smallest Deckled Rectangle die. See my [1 Minute to WOW video](#) on How to "Resize" Rectangle Dies. Finished resize is 2 3/8 x 5/8.
11. Tie a bow of white Baker's Twine Essentials. Adhere as shown with a Mini Glue Dot.
12. Adhere the sentiment with Stampin' Dimensionals.
13. **POP OF PERSONALITY!** Embellish with three Orchid Oasis 2022-2024 In Color Pearls.
14. **PERFECT POLISH!** Adhere the 5 3/4 x 2 1/4 Designer Series Paper to the Basic White Medium envelope flap with Multipurpose Liquid Glue. **IMPORTANT:** Add glue to the flap first, not the Designer Series Paper. Center and line up the Basic Borders curved edge die, tape to secure ([Post-It Tape](#)) and crop with a **Stampin' Cut & Emboss Machine** (Standard). Watch my Stampin' Pretty WOW Video [here](#).

[CLICK FOR BLOG POST](#)

[CLICK TO SHOP](#)

WOW! Video + Au Revoir Orchid Oasis & Hills of Tuscany

Mary Fish
maryfish@stampinpretty.com
<http://stampinpretty.com>



Hills Of Tuscany
Photopolymer
Stamp Set
(English) - 162682

Price: \$24.00


Add to Cart



Orchid Oasis 8-
1/2" X 11"
Cardstock -
159267

Price: \$10.00


Add to Cart



Basic White 8-1/2"
X 11" Cardstock -
159276

Price: \$10.50

Add to Cart



2022-2024 In
Color 6" X 6" (15.2
X 15.2 Cm)
Designer Series
Paper - 161645

Sale: \$7.50

Price: \$12.50


Add to Cart



Paper Trimmer -
152392

Price: \$26.00

Add to Cart



Stampin' Cut &
Emboss Machine -
149653

Price: \$128.00

Add to Cart



Deckled
Rectangles Dies -
159173

Price: \$30.00

Add to Cart



Basic White
Medium Envelopes
- 159236

Price: \$8.50

Add to Cart



Multipurpose
Liquid Glue -
110755

Price: \$5.50

Add to Cart



Stampin'
Dimensionals -
104430

Price: \$4.25


Add to Cart



Baker's Twine
Essentials Pack -
155475

Price: \$11.00

Add to Cart



Mini Glue Dots -
103683

Price: \$5.75

Add to Cart



Clear Block D -
118485

Price: \$9.50

Add to Cart



Orchid Oasis
Classic Stampin'
Pad - 159214

Price: \$9.00

Add to Cart




Grid Paper -
130148

Price: \$13.00

Add to Cart

WOW! Video + Au Revoir Orchid Oasis & Hills of Tuscany

Mary Fish
maryfish@stampinpretty.com
<http://stampinpretty.com>



Basic Borders Dies
- 155558

Sale: \$17.40

Price: \$29.00

Add to Cart