

Hot Air Balloon Bundle Soars with Details!

Mary Fish
maryfish@stampinpretty.com
<http://stampinpretty.com>

Layer – 5 1/4 x 2

Envelope Flap – 5 3/4 x 2 1/4



PROJECT TUTORIAL:

1. Begin by burnishing the fold of the Basic White Thick card base with a Bone Folder.
2. Layer and adhere the Designer Series Paper and the Lemon Lolly card stock together and to the card with Multipurpose Liquid Glue.
3. Layer and adhere the Pool Party and Lemon Lolly card stock together with Multipurpose Liquid Glue and to the card with Stampin' Dimensionals.
4. Use a [Stampin' Cut & Emboss Machine](#) (Standard or Mini) to crop the following with the coordinating Hot Air Balloon Dies:
 - Basic White Thick – Clouds (2), Balloon Solid, Balloon Decorative Layer
 - Lemon Lolly – Balloon Solid Layer, Balloon Decorative Basket
5. Adhere the solid Lemon Lolly die-cut and the Basic White detailed die-cut together and to the balloon die-cut with Multipurpose Liquid Glue.
6. Adhere the basket die-cut as shown with Multipurpose Liquid Glue.
7. Adhere the clouds and solid balloon die-cut to the card as shown with Stampin' Dimensionals.
8. Use a [Mini MISTI](#) to stamp the sentiment (Hot Air Balloon Stamp Set) in Pool Party Classic Ink onto the Basic White scrap piece. Watch my [1 Minute to WOW video](#): The Magic of the Mini MISTI for a quick demonstration [here](#).

Hot Air Balloon Bundle Soars with Details!

Mary Fish
maryfish@stampinpretty.com
<http://stampinpretty.com>



9. Adhere the sentiment with Mini Stampin' Dimensional on the left side.
10. Tie a bow of Lemon Lolly Baker's Twine Three Color Pack and adhere as shown with a Mini Glue Dot.
11. **POP OF PERSONALITY!** Embellish with 3 Lemon Lolly Rainbow Adhesive-Backed Dots.
12. **PERFECT POLISH!** Adhere the 5 3/4 x 2 1/4 Designer Series Paper to the Basic White Medium envelope flap with Multipurpose Liquid Glue. **IMPORTANT:** Add glue to the flap first, not the Designer Series Paper.

[CLICK FOR BLOG POST](#)

[CLICK TO SHOP](#)

Hot Air Balloon Bundle Soars with Details!

Mary Fish
maryfish@stampinpretty.com
<http://stampinpretty.com>



Lighter Than Air Suite Collection (English) - 162761

Price: \$74.50

Add to Cart



Hot Air Balloon Bundle (English) - 162755

Price: \$45.00

Add to Cart



Hot Air Balloon Photopolymer Stamp Set (English) - 162748

Price: \$20.00

Add to Cart



Hot Air Balloon Dies - 162754

Price: \$30.00

Add to Cart



Paper Trimmer - 152392

Price: \$26.00

Add to Cart



Stampin' Cut & Emboss Machine - 149653

Price: \$128.00

Add to Cart



Basic White Medium Envelopes - 159236

Price: \$8.50

Add to Cart



Multipurpose Liquid Glue - 110755

Price: \$5.50

Add to Cart



Stampin' Dimensionals - 104430

Price: \$4.25

Add to Cart



Baker's Twine Three Color Pack - 162759

Price: \$8.00

Add to Cart



Rainbow Adhesive-Backed Dots - 162758

Price: \$9.00


Add to Cart



Lighter Than Air 6" X 6" (15.2 X 15.2 Cm) Designer Series Paper - 162747

Price: \$12.50


Add to Cart



Basic White 8-1/2" X 11" Thick Cardstock - 159229

Price: \$9.00

Add to Cart



Basic White 8-1/2" X 11" Cardstock - 159276

Price: \$10.50

Add to Cart



Lemon Lolly 8-1/2" X 11" Cardstock - 161720

Price: \$10.00

Add to Cart

Hot Air Balloon Bundle Soars with Details!

Mary Fish
maryfish@stampinpretty.com
<http://stampinpretty.com>



Pool Party 8-1/2" X
11" Cardstock -
122924

Price: \$10.00

Add to Cart



Mini Stampin'
Dimensionals -
144108

Price: \$4.25


Add to Cart



Bone Folder -
102300

Price: \$7.00

Add to Cart



Mini Glue Dots -
103683

Price: \$5.75

Add to Cart