

# Classy Sympathy Card with Wild Ferns Bundle

Mary Fish  
[maryfish@stampinpretty.com](mailto:maryfish@stampinpretty.com)  
<http://stampinpretty.com>



## CUT YOUR CARD STOCK - DIMENSIONS:

- Crumb Cake Card Stock:  
Card Base – 5 1/2 x 8 1/2, scored at 4 1/4
- Very Vanilla Card Stock:  
Layer – 4 1/2 x 3  
Die-Cut Fronds – 4 1/2 x 4 1/2 (before die-cutting)  
Die-Cut Sentiment – 2 1/2 x 1 1/4 (before die-cutting)
- Misty Moonlight Card Stock:  
Layer – 4 1/4 x 2 3/4  
Die-Cut Layer – 2 3/4 x 1 1/2 (before die-cutting)

# Classy Sympathy Card with Wild Ferns Bundle

Mary Fish  
[maryfish@stampinpretty.com](mailto:maryfish@stampinpretty.com)  
<http://stampinpretty.com>



## PROJECT TUTORIAL:

1. Begin by burnishing the fold of the Crumb Cake card base with a Bone Folder.
2. Adhere the Misty Moonlight and Very Vanilla layers together with Multipurpose Liquid Glue and to the card base with Stampin' Dimensionals.
3. Use a [Stampin' Cut & Emboss Machine](#) (Standard or Mini) to crop the Very Vanilla layer with the Wild Fern fronds die (twice).
4. Adhere the two pieces together as a rectangle and to the card as shown with Multipurpose Liquid Glue.
5. Use a Clear Block C to stamp the sentiment (Wild Ferns Stamp Set) in Misty Moonlight Classic Ink onto a Very Vanilla sentiment layer.
6. Crop the sentiment with a [Stampin' Cut & Emboss Machine](#) (Standard or Mini) and the 2 1/4 x 1 Wild Fern die and the Misty Moonlight piece with the 2 1/2 x 1 1/4 Wild Fern Die.
7. Adhere together and to the card as shown with Stampin' Dimensionals.
8. Tie a bow of Linen Thread. Adhere tucked under the sentiment as shown with a Mini Glue Dot.
9. **POP OF PERSONALITY!** Embellish with a five vanilla Classic Matte Dots.
10. **PERFECT POLISH!** Crop the bottom edge of the Very Vanilla Medium envelope flap with a [Stampin' Cut & Emboss Machine](#) (Standard) and the Basic Borders scalloped edge die.

[CLICK FOR BLOG POST](#)

[CLICK TO SHOP](#)

# Classy Sympathy Card with Wild Ferns Bundle

Mary Fish

[maryfish@stampinpretty.com](mailto:maryfish@stampinpretty.com)

<http://stampinpretty.com>



Wild Ferns Bundle  
(English) - 162655

Price: \$51.25

Add to Cart



Wild Ferns Cling  
Stamp Set  
(English) - 162648

Price: \$24.00

Add to Cart



Wild Ferns Dies -  
162654

Price: \$33.00

Add to Cart



Stampin' Cut &  
Emboss Machine -  
149653

Price: \$128.00

Add to Cart



Mini Stampin' Cut  
& Emboss  
Machine - 150673

Price: \$66.00

Add to Cart



Paper Trimmer -  
152392

Price: \$26.00

Add to Cart



Bone Folder -  
102300

Price: \$7.00

Add to Cart



Multipurpose  
Liquid Glue -  
110755

Price: \$5.50


Add to Cart



Stampin'  
Dimensionals -  
104430

Price: \$4.25

Add to Cart



Very Vanilla 8-1/2"  
X 11" Cardstock -  
101650

Price: \$10.50


Add to Cart



Crumb Cake 8-1/2"  
X 11" Cardstock -  
120953

Price: \$10.00

Add to Cart



Misty Moonlight 8-  
1/2" X 11"  
Cardstock -  
153081

Price: \$10.00


Add to Cart



Very Vanilla  
Medium Envelopes  
- 107300

Price: \$8.50

Add to Cart



Basic Borders Dies  
- 155558

Price: \$29.00

Add to Cart



Misty Moonlight  
Classic Stampin'  
Pad - 153118

Price: \$9.00

Add to Cart

# Classy Sympathy Card with Wild Ferns Bundle


Mary Fish  
[maryfish@stampinpretty.com](mailto:maryfish@stampinpretty.com)  
<http://stampinpretty.com>



Clear Block C -  
118486

Price: \$8.00

Add to Cart



Classic Matte Dots  
- 158146

Price: \$7.00

Add to Cart



Linen Thread -  
104199

Price: \$5.00

Add to Cart