

Thanks with Garden Walk Designer Series Paper!

Mary Fish
maryfish@stampinpretty.com
<http://stampinpretty.com>


stampin' pretty
step-by-step tutorial



CUT YOUR CARD STOCK - DIMENSIONS:

- Basic White Thick Card Stock:
Card Base – 8 1/2 x 5 1/2, scored at 4 1/4 (card opens from the side, not the top).
- Calypso Coral Card Stock:
Die-cut Scalloped Layer – 4 1/4 x 5 1/2 (before die-cutting)
- Wild Wheat Card Stock:
Layer – 3 1/2 x 4 3/4
- Basic White Card Stock:
Die-Cut Sentiment- 2 1/2 x 1 1/2 (before punching)
- Garden Walk Designer Series Paper:
Layer – 3 1/4 x 4 1/2

Thanks with Garden Walk Designer Series Paper!

Mary Fish
maryfish@stampinpretty.com
<http://stampinpretty.com>



PROJECT TUTORIAL:

1. Begin by burnishing the fold of the Basic White Thick card base with a Bone Folder.
2. Use a [Stampin' Cut & Emboss Machine](#) (Standard) to crop the the Calypso Coral Card Stock with the largest Scalloped Contours die.
3. Layer and adhere the Designer Series Paper and Wild Wheat layers together and to the scalloped die-cut layer with Multipurpose Liquid Glue.
4. Adhere to the card with Stampin' Dimensionals.
5. Wrap the card with Wild Wheat 3/8 Textured Ribbon, securing with a bow as shown.
6. Use a Clear Block C to stamp the sentiment (Artistically Inked Stamp Set) in Mossy Meadow Classic Ink onto the Basic White piece.
7. Crop with a [Stampin' Cut & Emboss Machine](#) (Standard or Mini) and the coordinating 2 1/8 x 1 1/4 Something Fancy Die.
8. Adhere to the card with Stampin' Dimensionals.
9. **POP OF PERSONALITY!** Embellish with five Garden Green Blooming Pearls as shown.
10. **PERFECT POLISH!** Use Multipurpose Liquid Glue to adhere the Designer Series Paper to the outside flap of a Basic White Medium Envelope flap.

[CLICK FOR BLOG POST](#)

[CLICK TO SHOP](#)

Thanks with Garden Walk Designer Series Paper!

Mary Fish
maryfish@stampinpretty.com
<http://stampinpretty.com>



Artistically Inked
Cling Stamp Set -
154542

Price: \$24.00

Add to Cart



Garden Walk 6" X
6" (15.2 X 15.2
Cm) Designer
Series Paper -
162227

Price: \$12.50


Add to Cart



Paper Trimmer -
152392

Price: \$26.00

Add to Cart



Scalloped
Contours Dies -
155560

Price: \$35.00

Add to Cart



Something Fancy
Dies - 160424

Price: \$28.00

Add to Cart



Stampin' Cut &
Emboss Machine -
149653

Price: \$128.00

Add to Cart



Bone Folder -
102300

Price: \$7.00

Add to Cart



Multipurpose
Liquid Glue -
110755

Price: \$5.50

Add to Cart



Stampin'
Dimensionals -
104430

Price: \$4.25


Add to Cart



Basic White 8-1/2"
X 11" Thick
Cardstock -
159229

Price: \$9.00

Add to Cart



Basic White 8-1/2"
X 11" Cardstock -
159276

Price: \$10.50

Add to Cart



Clear Block C -
118486

Price: \$8.00


Add to Cart



Calypso Coral 8-
1/2" X 11"
Cardstock -
122925

Price: \$10.00

Add to Cart



Wild Wheat 8-1/2"
X 11" Cardstock -
161725

Price: \$10.00

Add to Cart




Wild Wheat 3/8" (1
Cm) Textured
Ribbon - 161628

Price: \$8.00

Add to Cart

Thanks with Garden Walk Designer Series Paper!

Mary Fish
maryfish@stampinpretty.com
<http://stampinpretty.com>



Blooming Pearls -
162238

Price: \$8.00

Add to Cart



Basic White
Medium Envelopes
- 159236

Price: \$8.50

Add to Cart



Mossy Meadow
Classic Stampin'
Pad - 147111

Price: \$9.00

Add to Cart