

Say Happy New Year in Gold, Black & Plaid

Mary Fish
maryfish@stampinpretty.com
<http://stampinpretty.com>



CUT YOUR CARD STOCK:

- Basic White Thick Card Stock:
Card Base – 5 1/2 x 8 1/2, scored at 4 1/4
- Basic Black Card Stock:
Layers – 5 1/4 x 4
Die-cuts (Stars, Square, Circle) – 5 x 3 3/4 (before die-cutting)
- Basic White Card Stock:
Plaid Layer – 5 1/2 x 4 1/4 (trimmed to 5 x 3 3/4)
Punched Sentiment- 3 x 2 (before punching)
- Gold Foil Sheet:
Die-Cut Stars – 2 x 3 (before die-cutting)

Say Happy New Year in Gold, Black & Plaid

Mary Fish
maryfish@stampinpretty.com
<http://stampinpretty.com>



PROJECT TUTORIAL:

1. Begin by burnishing the fold of the Basic White Thick card base with a Bone Folder.
2. Adhere the largest Basic Black card stock layer to the card base with Multipurpose Liquid Glue.
3. Use a Clear Block F to stamp the Sketched Plaid stamp in Tuxedo Black Memento Ink onto the 5 1/2 x 4 1/4 Basic White Layer.
4. Trim to 5 x 3 3/4 with a Paper Trimmer.
5. Adhere to the card with Multipurpose Liquid Glue.
6. Use a Clear Block C to stamp the sentiment (Throughout the Year Stamp Set) in Tuxedo Black Memento Ink onto the Basic White piece.
7. Crop with the 2 Circle Punch.
8. Use a [Stampin' Cut & Emboss Machine](#) (Standard or Mini) and the Stylish Shapes Dies to crop the Basic Black card stock with the 2 1/4 stitched circle die and create the frame by tucking the 2 1/2 stitched square inside the 2 7/8 stitched square.
9. Adhere the sentiment to the circle die-cut with Multipurpose Liquid Glue.
10. Adhere to the card with Stampin' Dimensionals.
11. Adhere the frame to the card with Mini Stampin' Dimensionals.
12. Use a [Stampin' Cut & Emboss Machine](#) (Standard or Mini) and the Birthday Balloons dies to crop the Basic Black and Gold Foil stars.
13. Adhere the stars as shown with Multipurpose Liquid Glue and Stampin' Dimensionals.
14. Tie a bow of gold Simply Elegant Trim and secure to the frame with a Mini Glue Dot.
15. **POP OF PERSONALITY!** Embellish with black Classic Matte Dots and gold Blooming Pearls.

[CLICK FOR BLOG POST](#)

[CLICK TO SHOP](#)

Say Happy New Year in Gold, Black & Plaid

Mary Fish

maryfish@stampinpretty.com


<http://stampinpretty.com>



Throughout The Year Cling Stamp Set (English) - 162312

Price: \$24.00

Add to Cart



Sketched Plaid Cling Stamp Set - 161424

Price: \$20.00


Add to Cart



Basic White 8-1/2" X 11" Cardstock - 159276

Price: \$10.50

Add to Cart



Basic White 8-1/2" X 11" Thick Cardstock - 159229

Price: \$9.00

Add to Cart



Basic Black 8-1/2" X 11" Cardstock - 121045

Price: \$10.00

Add to Cart



Paper Trimmer - 152392

Price: \$26.00

Add to Cart



Stampin' Cut & Emboss Machine - 149653

Price: \$128.00


Add to Cart



Mini Stampin' Cut & Emboss Machine - 150673

Price: \$66.00

Add to Cart



Stylish Shapes Dies - 159183

Price: \$30.00

Add to Cart



Beautiful Balloons Dies - 161456

Price: \$34.00

Add to Cart



Stampin' Dimensionals - 104430

Price: \$4.25


Add to Cart



Multipurpose Liquid Glue - 110755

Price: \$5.50


Add to Cart



Mini Glue Dots - 103683

Price: \$5.75

Add to Cart



Classic Matte Dots - 158146

Price: \$7.00

Add to Cart



Clear Block C - 118486

Price: \$8.00

Add to Cart

Say Happy New Year in Gold, Black & Plaid

Mary Fish

maryfish@stampinpretty.com

<http://stampinpretty.com>



Tuxedo Black
Memento Ink Pad -
132708

Price: \$6.50

Add to Cart



2" (5.1 Cm) Circle
Punch - 133782

Price: \$22.00


Add to Cart



Simply Elegant
Trim - 155766

Price: \$7.50

Add to Cart



Blooming Pearls -
162238

Price: \$8.00

Add to Cart



Gold Foil Sheets -
132622

Price: \$5.00

Add to Cart