

NOEL! A Holiday Gatefold Card with Joy of Christmas Suite

Mary Fish

maryfish@stampinpretty.com

<http://stampinpretty.com>



CUT YOUR CARD STOCK:

- Basic White Thick Card Stock:
Card Base – 5 1/2 x 8 1/2, scored at 2 1/8 and 6 3/8
- Basic White Card Stock:
Belly Band – 9 1/2 x 1 3/4
Die-Cut – 2 1/4 x 2 1/4 (before die-cutting)
Die-Cut – 2 1/4 x 2 1/4 (adhered to a Foam Adhesive Sheet before die-cutting)
- Shaded Spruce Card Stock:
Strips – 1 7/8 x 5 1/4 (qty 2)
Die-Cut – 4 1/4 x 4 1/4 (before die-cutting)
- Joy of Christmas Designer Series Paper:
Strips- 1 5/8 x 5 (qty 2)
Envelope Flap – 5 3/4 x 2 1/4

NOEL! A Holiday Gatefold Card with Joy of Christmas Suite

Mary Fish

maryfish@stampinpretty.com

<http://stampinpretty.com>



PROJECT TUTORIAL:

1. Begin by burnishing the two folds of the gatefold card base with a Bone Folder.
2. Layer and adhere the Designer Series Paper strips to the Shaded Spruce strips together and to the card base with Stampin' Seal. Repeat for the opposite side.
3. Lay the card in the center and mark/score the belly band to wrap around the card. Leave a wee bit of room to allow it to slide on and off.
4. Use Stampin' Seal + (extra strength) to adhere the belly band ends together, placing it where it will be covered by the sentiment die-cut.
5. Wrap with Real Red Ribbon (Real Red & Burlap Combo Pack), securing with a bow on the left side.
6. Stamp the sentiment (Joy of Noel Stamp Set) in Real Red Classic Inks onto the Basic White layer adhered to a Foam Adhesive Sheet.
7. Use a [Stampin' Cut & Emboss Machine](#) (Standard or Mini) to crop the following:
 - Sentiment – Joy of Noel die.
 - Basic White layer – square Christmas Classics die.
 - Shaded Spruce layer – square+greenery Christmas Classics die.
8. Remove the Foam Adhesive Sheet backing from the letters and adhere to the Basic White layer.
9. Adhere to the Shaded Spruce layer and belly band as shown with Stampin' Dimensionals.
10. **POP OF PERSONALITY!** Embellish the four corners with Old Olive Ombre Matte Decorative Dots.
11. **PERFECT POLISH!** Use Multipurpose Liquid Glue to adhere the Designer Series Paper to the outside flap of a Basic White Medium Envelope flap.

[CLICK FOR BLOG POST](#)

[CLICK TO SHOP](#)

NOEL! A Holiday Gatefold Card with Joy of Christmas Suite

Mary Fish

maryfish@stampinpretty.com

<http://stampinpretty.com>



Joy Of Noel
Bundle (English) -
161967

Price: \$48.50

Add to Cart



Joy Of Noel
Photopolymer
Stamp Set
(English) - 161959

Price: \$24.00

Add to Cart



Joy Of Noel Dies -
161965

Price: \$30.00

Add to Cart



Christmas Classics
Bundle (English) -
161977

Price: \$52.00

Add to Cart



Christmas Classics
Dies - 161976

Price: \$37.00

Add to Cart



Paper Trimmer -
152392

Price: \$26.00

Add to Cart



Stampin' Cut &
Emboss Machine -
149653

Price: \$128.00

Add to Cart



Mini Stampin' Cut
& Emboss
Machine - 150673

Price: \$66.00

Add to Cart



Stampin'
Dimensionals -
104430

Price: \$4.25


Add to Cart



Multipurpose
Liquid Glue -
110755

Price: \$5.50


Add to Cart



Basic White 8-1/2"
X 11" Thick
Cardstock -
159229

Price: \$9.00

Add to Cart



Basic White 8-1/2"
X 11" Cardstock -
159276

Price: \$10.50


Add to Cart



Joy Of Christmas
12" X 12" (30.5 X
30.5 Cm) Designer
Series Paper -
161958

Price: \$12.50

Add to Cart



Shaded Spruce 8-
1/2" X 11"
Cardstock -
146981

Price: \$10.00

Add to Cart



Real Red & Burlap
Ribbon Combo
Pack - 160386

Price: \$9.00

Add to Cart

NOEL! A Holiday Gatefold Card with Joy of Christmas Suite

Mary Fish

maryfish@stampinpretty.com


<http://stampinpretty.com>



Real Red Classic
Stampin' Pad -
147084

Price: \$9.00

Add to Cart



Ombre Matte
Decorative Dots -
161448

Price: \$8.00

Add to Cart



Bone Folder -
102300

Price: \$7.00

Add to Cart



Stampin' Seal+ -
149699

Price: \$12.00

Add to Cart



Take Your Pick -
144107

Price: \$11.00

Add to Cart