

Meet Perennial Lavender Designer Series Paper!

Mary Fish
maryfish@stampinpretty.com
<http://stampinpretty.com>



CUT YOUR CARD STOCK:

- Highland Heather Card Stock:
 - Card Base – 4 1/4 x 11, scored at 5 1/2
 - Die-Cut – 2 x 1 3/4 (before die-cutting)
- Gorgeous Grape Card Stock:
 - Layers – 2 1/2 x 5 1/2, 4 x 3 3/4
 - Die-cut – 2 3/4 x 2 (before die-cutting)
- Basic White Card Stock:
 - Die-cut Sentiment- 2 3/4 x 2 (before die-cutting)
- Perennial Lavender Designer Series Paper:
 - Layers – 2 1/4 x 5 1/4 (sprigs), 3 3/4 x 3 1/2 (flowers)

Meet Perennial Lavender Designer Series Paper!

Mary Fish
maryfish@stampinpretty.com
<http://stampinpretty.com>



PROJECT TUTORIAL:

1. Begin by burnishing the fold of the Highland Heather card base with a Bone Folder.
2. Layer and adhere the sprig Designer Series Paper to the coordinating Gorgeous Grape layer together and to the card base with Multipurpose Liquid Glue.
3. Layer and adhere the floral Designer Series Paper to the coordinating Gorgeous Grape layer together with Multipurpose Liquid Glue and to the card with Stampin' Dimensionals.
4. Use a [Stampin' Cut & Emboss Machine](#) (Standard or Mini) to crop the the Gorgeous Grape layer with the 2nd largest flagged banner Nested Essentials dies and the Highland Heather layer with the 2nd smallest flagged banner Nested Essentials dies
5. Adhere together with Stampin' Dimensionals and to the card as shown with Multipurpose Liquid Glue.
6. Use a Clear Block C to stamp the sentiment (Charming Sentiments Stamp Set) in Gorgeous Grape Classic Ink onto the Basic White piece.
7. Crop with [Stampin' Cut & Emboss Machine](#) (Standard or Mini) and the coordinating Sentiments Silhouettes die.
8. Adhere to the card with Stampin' Dimensionals.
9. Tie a bow of Linen Thread and adhere it tucked behind the sentiment with Mini Glue Dots.
10. **POP OF PERSONALITY!** Embellish with a Purple Fine Shimmer Gem.

[CLICK FOR BLOG POST](#)

[CLICK TO SHOP](#)

Meet Perennial Lavender Designer Series Paper!

Mary Fish
maryfish@stampinpretty.com
<http://stampinpretty.com>



Charming
Sentiments
Photopolymer
Stamp Set
(English) - 159985

Price: \$23.00


Add to Cart



Sentiment
Silhouettes Dies -
158733

Price: \$35.00


Add to Cart



Nested Essentials
Dies - 161597

Price: \$34.00

Add to Cart



Basic White 8-1/2"
X 11" Cardstock -
159276

Price: \$10.50

Add to Cart



Paper Trimmer -
152392

Price: \$26.00

Add to Cart



Stampin' Cut &
Emboss Machine -
149653

Price: \$128.00

Add to Cart



Mini Stampin' Cut
& Emboss
Machine - 150673

Price: \$66.00

Add to Cart



Stampin'
Dimensionals -
104430

Price: \$4.25


Add to Cart



Multipurpose
Liquid Glue -
110755

Price: \$5.50

Add to Cart



Mini Glue Dots -
103683

Price: \$5.75

Add to Cart



Linen Thread -
104199

Price: \$5.00

Add to Cart



Clear Block C -
118486

Price: \$8.00

Add to Cart



Gorgeous Grape
Classic Stampin'
Pad - 147099

Price: \$9.00

Add to Cart



Gorgeous Grape
8-1/2" X 11"
Cardstock -
146987

Price: \$10.00

Add to Cart



Highland Heather
8-1/2" X 11"
Cardstock -
146986

Price: \$10.00

Add to Cart