

With Autumn Leaves and a Grateful Heart

Mary Fish

maryfish@stampinpretty.com

<http://stampinpretty.com>



CUT YOUR CARD STOCK:

- Pecan Pie Card Stock:
 - Card Base – 4 1/4 x 11, scored at 5 1/2
 - Die-Cut – 2 x 1 3/4 (before die-cutting)
- Very Vanilla Card Stock:
 - Die-Cut Sentiments – 3 x 2 (before die-cutting)
 - Layer – 3 3/4 x 5
 - Stamped/Die-Cut Leaves – 4 x 4 (before die-cutting)
- Cajun Craze Card Stock:
 - Embossed Layer – 3 1/2 x 4 3/4
- Coastal Cabana Card Stock:
 - Die-Cut Strip – 3 1/2 x 1/2 (before die-cutting)

With Autumn Leaves and a Grateful Heart

Mary Fish

maryfish@stampinpretty.com

<http://stampinpretty.com>



PROJECT TUTORIAL:

1. Begin by burnishing the fold of the Pecan Pie card base with a Bone Folder.
2. Adhere the Very Vanilla layer to the card base with Stampin' Dimensionals.
3. Tuck the Cajun Craze card stock inside the Distressed Tile 3D Embossing Folder and zip through a [Stampin' Cut & Emboss Machine](#) (Standard).
4. Adhere to the Very Vanilla layer with Multipurpose Liquid Glue.
5. Use a Clear Block C to stamp the two sets of leaves (Autumn Leaves Stamp Set) in Coastal Cabana Classic Ink onto the Very Vanilla layer.
6. Use a [Stampin' Cut & Emboss Machine](#) (Standard or Mini) and the coordinating Autumn Leaves dies to crop the stamped leaves.
7. Adhere to the card as shown with Multipurpose Liquid Glue.
8. Use a Clear Block G to stamp the grateful sentiment in Pecan Pie Classic Ink and the today sentiment in Cajun Craze Classic Ink onto the Very Vanilla layer.
9. Crop the following pieces of card stock with a [Stampin' Cut & Emboss Machine](#) (Standard or Mini) and the Autumn Leaves dies:
 - Coastal Cabana – long dotted strip die
 - Pecan Pie – 1 7/8 x 1 3/8 sentiment die
 - Stamped Sentiments – 2 3/8 x 1 sentiment die, 1 7/8 x 1 1/8 sentiment die
10. Adhere all pieces together and to the card as shown with Stampin' Dimensionals.
11. Tie a bow of Very Vanilla Baker's Twine Essentials, securing as shown (tucked under the sentiment) with a Mini Glue Dot.
12. **POP OF PERSONALITY!** Embellish with Coastal Cabana Ombre Matte Decorative Dots.

Mary Fish
Independent
Stampin' UP! Demonstrator

[CLICK FOR BLOG POST](#)

[CLICK TO SHOP](#)

With Autumn Leaves and a Grateful Heart

Mary Fish

maryfish@stampinpretty.com


<http://stampinpretty.com>



Autumn Leaves
Bundle (English) -
162186

Price: \$55.75

Add to Cart



Autumn Leaves
Photopolymer
Stamp Set
(English) - 162179

Price: \$24.00


Add to Cart



Autumn Leaves
Dies - 162185

Price: \$38.00

Add to Cart



Pecan Pie 8-1/2" X
11" Cardstock -
161717

Price: \$10.00

Add to Cart



Cajun Craze 8-1/2"
X 11" Cardstock -
119684

Price: \$10.00

Add to Cart



Very Vanilla 8-1/2"
X 11" Cardstock -
101650

Price: \$10.50

Add to Cart



Coastal Cabana 8-
1/2" X 11"
Cardstock -
131297

Price: \$10.00

Add to Cart



Pecan Pie Classic
Stampin' Pad -
161665

Price: \$9.00

Add to Cart



Cajun Craze
Classic Stampin'
Pad - 147085

Price: \$9.00

Add to Cart



Coastal Cabana
Classic Stampin'
Pad - 147097

Price: \$9.00

Add to Cart



Clear Block C -
118486

Price: \$8.00

Add to Cart



Clear Block G -
118489

Price: \$5.50

Add to Cart



Stampin' Cut &
Emboss Machine -
149653

Price: \$128.00


Add to Cart



Distressed Tile 3D
Embossing Folder
- 162189

Price: \$9.50

Add to Cart



Baker's Twine
Essentials Pack -
155475

Price: \$11.00

Add to Cart

With Autumn Leaves and a Grateful Heart

Mary Fish

maryfish@stampinpretty.com

<http://stampinpretty.com>



Paper Trimmer -
152392

Price: \$26.00

Add to Cart



Stampin'
Dimensionals -
104430

Price: \$4.25


Add to Cart



Very Vanilla
Medium Envelopes
- 107300

Price: \$8.50


Add to Cart



Mini Glue Dots -
103683

Price: \$5.75

Add to Cart



Ombre Matte
Decorative Dots -
161448

Price: \$8.00

Add to Cart