

Tricks & Treats Dies in a Candy Corn Trio

Mary Fish
maryfish@stampinpretty.com
<http://stampinpretty.com>



CUT YOUR CARD STOCK:

- Basic White Thick Card Stock:
Card Base – 4 1/4 x 11, scored at 5 1/2
- Cajun Craze Card Stock:
Strip – 4 3/4 x 1 7/8
Candy Corn Ends – 3 x 1 1/2 (before die-cutting)
- Pumpkin Pie Card Stock:
Flagged Strip – 5 1/2 x 1
Candy Corn Bases – 4 x 1 3/4 (before die-cutting)
- Basic White Card Stock:
Stamped Layer – 4 1/4 x 2 3/4
Candy Corn Ends – 3 x 3/4 (before die-cutting)
- Them Bones Designer Series Paper:
Layer – 3 1/2 x 3 3/4
Envelope Flap – 5 3/4 x 2 1/4

Tricks & Treats Dies in a Candy Corn Trio

Mary Fish
maryfish@stampinpretty.com
<http://stampinpretty.com>



PROJECT TUTORIAL:

1. Begin by burnishing the fold of the Basic White Thick card base with a Bone Folder.
2. Adhere the Cajun Craze strip to the card with Stampin' Dimensionals.
3. Adhere the Them Bones Designer Series Paper layer to the Cajun Craze strip with Multipurpose Liquid Glue.
4. Flag the ends of the Pumpkin Pie strip with the Banners Pick a Punch.
5. Wrap with white Baker's Twine Essentials, securing with a bow.
6. Adhere to the card with Stampin' Dimensionals.
7. Use a Clear Block G to stamp the sentiment (By My Side Stamp Set) in Tuxedo Black Memento Ink onto the Basic White sentiment layer.
8. Adhere the top and bottom to the Designer Series Paper with Stampin' Dimensionals.
9. Use a [Stampin' Cut & Emboss Machine](#) (Standard) to crop the Pumpkin Pie, Cajun Craze, and Basic White pieces with the Tricks & Treats candy corn dies.
10. Adhere together as shown with Multipurpose Liquid Glue and to the card with Stampin' Dimensionals.
11. **POP OF PERSONALITY!** Embellish with a small black Classic Matte Dot.
12. **PERFECT POLISH!** Use Multipurpose Liquid Glue to adhere the Designer Series Paper to the outside flap of a Basic White Medium Envelope. You can see my video demonstration with tips on adding designer paper to an envelope flap [here](#).

Mary Fish
Independent
Stampin' UP! Demonstrator

[CLICK FOR BLOG POST](#)

[CLICK TO SHOP](#)

Tricks & Treats Dies in a Candy Corn Trio

Mary Fish
maryfish@stampinpretty.com
<http://stampinpretty.com>



By My Side Cling Stamp Set (English) - 159006

Price: \$22.00

Add to Cart



Pumpkin Pie 8-1/2" X 11" Cardstock - 105117

Price: \$10.00


Add to Cart



Cajun Craze 8-1/2" X 11" Cardstock - 119684

Price: \$10.00


Add to Cart



Basic White 8-1/2" X 11" Thick Cardstock - 159229

Price: \$9.00

Add to Cart



Basic White 8-1/2" X 11" Cardstock - 159276

Price: \$10.50

Add to Cart



Banners Pick A Punch - 153608

Price: \$27.00


Add to Cart



Baker's Twine Essentials Pack - 155475

Price: \$11.00

Add to Cart



Classic Matte Dots - 158146

Price: \$7.00

Add to Cart



Multipurpose Liquid Glue - 110755

Price: \$5.50

Add to Cart



Stampin' Dimensionals - 104430

Price: \$4.25

Add to Cart



Basic White Medium Envelopes - 159236

Price: \$8.50

Add to Cart



Tuxedo Black Memento Ink Pad - 132708

Price: \$6.50

Add to Cart



Clear Block G - 118489

Price: \$5.50

Add to Cart