

# Create WOW! on a Masculine Card with Deckled Rectangle Dies

Mary Fish  
[maryfish@stampinpretty.com](mailto:maryfish@stampinpretty.com)  
<http://stampinpretty.com>



## CUT YOUR CARD STOCK - DIMENSIONS:

- Pool Party Card Stock:  
Card Base – 5 1/2 x 8 1/2, scored at 4 1/4
- Basic White Card Stock:  
Stamped Layer -
- Pebbled Path Card Stock  
Die-cut Frame -  
Sentiment Layer -
- Pebbled Path 2023-2025 In Color 6  
Envelope Flap - 5 3/4 x 2 1/4

# Create WOW! on a Masculine Card with Deckled Rectangle Dies

Mary Fish  
[maryfish@stampinpretty.com](mailto:maryfish@stampinpretty.com)  
<http://stampinpretty.com>



## PROJECT TUTORIAL:

1. Begin by burnishing the fold of the Pool Party card base with a Bone Folder.
2. Use Clear Blocks to randomly stamp the stems (Earthen Textures Stamp Set) in Pool Party and Pebbled Path (stamped-off) Classic Ink onto the Basic White layer.
3. Adhere to the card as shown with Multipurpose Liquid Glue.
4. Crop the Pebbled Path layer with a [Stampin' Cut & Emboss Machine](#) (Standard) and the Deckled Rectangle Dies, nested together to create the frame.
5. Adhere to the card with snipped-to-size Foam Adhesive Strips.
6. Rub the Pebbled Path sentiment layer with an Embossing Buddy (Embossing Additions Tool Kit).
7. Use a Clear Block G to stamp the sentiment (Earthen Textures Stamp Set) in Versamark Ink.
8. Cover with white Basics Embossing Powder. Set with a Heat Tool.
9. Trim to size with a Paper Trimmer or Paper Snips.
10. **POP OF PERSONALITY!** Embellish with Rustic Metallic Adhesive-Backed Dots.
11. **PERFECT POLISH!** Use Multipurpose Liquid Glue to adhere the Designer Series Paper to the outside flap of a Basic White Medium Envelope. You can see my video demonstration with tips on adding designer paper to an envelope flap [here](#).

Mary Fish  
Independent  
Stampin' UP! Demonstrator

[CLICK FOR BLOG POST](#)

[CLICK TO SHOP](#)

# Create WOW! on a Masculine Card with Deckled Rectangle Dies

Mary Fish

[maryfish@stampinpretty.com](mailto:maryfish@stampinpretty.com)

<http://stampinpretty.com>



Earthen Textures  
Cling Stamp Set  
(English) - 161504

Price: \$26.00

Add to Cart



Paper Trimmer -  
152392

Price: \$26.00

Add to Cart



Stampin' Cut &  
Emboss Machine -  
149653

Price: \$128.00

Add to Cart



Deckled  
Rectangles Dies -  
159173

Price: \$30.00

Add to Cart



Bone Folder -  
102300

Price: \$7.00

Add to Cart



Multipurpose  
Liquid Glue -  
110755

Price: \$5.50


Add to Cart



Stampin'  
Dimensionals -  
104430

Price: \$4.25

Add to Cart



Embossing  
Additions Tool Kit -  
159971

Price: \$27.00

Add to Cart



Heat Tool - 129053

Price: \$31.00

Add to Cart



Basics Embossing  
Powders - 155554

Price: \$18.00

Add to Cart



VersaMark Pad -  
102283

Price: \$9.50

Add to Cart



Clear Block G -  
118489

Price: \$5.50

Add to Cart



Clear Block D -  
118485

Price: \$9.50


Add to Cart



Pool Party 8-1/2" X  
11" Cardstock -  
122924

Price: \$10.00

Add to Cart



Pebbled Path 8-  
1/2" X 11"  
Cardstock -  
161722

Price: \$10.00


Add to Cart

# Create WOW! on a Masculine Card with Deckled Rectangle Dies

Mary Fish

[maryfish@stampinpretty.com](mailto:maryfish@stampinpretty.com)

<http://stampinpretty.com>



Basic White 8-1/2" X 11" Cardstock - 159276

Price: \$10.50

Add to Cart



Pool Party Classic Stampin' Pad - 147107

Price: \$9.00

Add to Cart



Pebbled Path Classic Stampin' Pad - 161648

Price: \$9.00


Add to Cart



Basic White Medium Envelopes - 159236

Price: \$8.50


Add to Cart



2023-2025 In Color 6" X 6" (15.2 X 15.2 Cm) Designer Series Paper - 161646

Price: \$12.50

Add to Cart



Rustic Metallic Adhesive-Backed Dots - 159082

Price: \$8.00

Add to Cart