

# Building Sunflowers with Abundant Beauty Decorative Masks

Mary Fish

[maryfish@stampinpretty.com](mailto:maryfish@stampinpretty.com)

<http://stampinpretty.com>



## CUT YOUR CARD STOCK:

- Basic White Thick or Crumb Cake Card Stock:  
Card Base – 4 1/4 x 11, scored at 5 1/2
- Basic White or Crumb Cake Card Stock:  
Layer – 4 x 5 1/4  
Die-Cut Sentiment – 2 1/2 x 1 1/4 (before die-cutting)

# Building Sunflowers with Abundant Beauty Decorative Masks

Mary Fish

[maryfish@stampinpretty.com](mailto:maryfish@stampinpretty.com)

<http://stampinpretty.com>



## PROJECT TUTORIAL:

1. Begin by burnishing the fold of the card base with a Bone Folder.
2. Secure the Basic White or Crumb Cake card stock layer in place with a piece of washi or removable tape.
3. Secure the Abundant Layer Decorative Masks over the top of the card stock with washi or removable tape and color with a Blending Brush (Regular or Small) as follows (layers are labeled in the upper left corner):
  - Layer 1 – Crushed Curry (outside) and Cajun Craze (inside).
  - Layer 2 – Mossy Meadow
  - Layer 3 – Pecan Pie
  - Layer 4 – Early Espresso
4. **OPTIONAL TEXTURE:** Zip through a [Stampin' Cut & Emboss Machine](#) (Standard or Mini) tucked inside the Exposed Brick 3D Embossing Folder.
5. Adhere to the card base with Stampin' Dimensionals.



6. Tie a bow of white or Crumb Cake Baker's Twine Essentials and secure in place with a Mini Glue Dot.
7. Crop the sentiment layer with the 2 3/8 x 1 Autumn Leaves sentiment die.
8. Use Clear Blocks C and G to stamp the sentiments (Autumn Leaves Stamp Set) in Early

# Building Sunflowers with Abundant Beauty Decorative Masks

Mary Fish  
[maryfish@stampinpretty.com](mailto:maryfish@stampinpretty.com)  
<http://stampinpretty.com>

Espresso Classic Ink as shown.

9. Adhere with Stampin' Dimensionals.

10. **POP OF PERSONALITY!** Embellish with a Neutral Adhesive-Backed Sequins.

Mary Fish  
Independent  
Stampin' UP! Demonstrator

CLICK FOR BLOG POST

CLICK TO SHOP

# Building Sunflowers with Abundant Beauty Decorative Masks

Mary Fish

[maryfish@stampinpretty.com](mailto:maryfish@stampinpretty.com)

<http://stampinpretty.com>



**Blending Brushes - 153611**

Price: \$13.00

Add to Cart



**Small Blending Brushes - 160518**

Price: \$12.00

Add to Cart



**Crushed Curry Classic Stampin' Pad - 147087**

Price: \$9.00

Add to Cart



**Cajun Craze Classic Stampin' Pad - 147085**

Price: \$9.00

Add to Cart



**Mossy Meadow Classic Stampin' Pad - 147111**

Price: \$9.00

Add to Cart



**Pecan Pie Classic Stampin' Pad - 161665**

Price: \$9.00

Add to Cart



**Early Espresso Classic Stampin' Pad - 147114**

Price: \$9.00

Add to Cart



**Clear Block C - 118486**

Price: \$8.00

Add to Cart



**Clear Block G - 118489**

Price: \$5.50

Add to Cart



**Stampin' Cut & Emboss Machine - 149653**

Price: \$128.00

Add to Cart



**Mini Stampin' Cut & Emboss Machine - 150673**

Price: \$66.00


Add to Cart



**Baker's Twine Essentials Pack - 155475**

Price: \$11.00

Add to Cart



**Mini Glue Dots - 103683**

Price: \$5.75

Add to Cart



**Paper Trimmer - 152392**

Price: \$26.00

Add to Cart



**Paper Snips Scissors - 103579**

Price: \$11.00


Add to Cart

# Building Sunflowers with Abundant Beauty Decorative Masks

Mary Fish

[maryfish@stampinpretty.com](mailto:maryfish@stampinpretty.com)


<http://stampinpretty.com>



Neutrals Adhesive-Backed Sequins - 161627

Price: \$7.50

Add to Cart



Basic White 8-1/2" X 11" Thick Cardstock - 159229

Price: \$9.00


Add to Cart



Basic White 8-1/2" X 11" Cardstock - 159276

Price: \$10.50

Add to Cart



Crumb Cake 8-1/2" X 11" Cardstock - 120953

Price: \$10.00

Add to Cart



Stampin' Dimensionals - 104430

Price: \$4.25

Add to Cart



Exposed Brick 3D Embossing Folder - 161600

Price: \$11.00

Add to Cart