

Create a Simple Note Card with Wonderful Thoughts

Mary Fish
maryfish@stampinpretty.com
<http://stampinpretty.com>


stampin' pretty
step-by-step tutorial



CUT YOUR CARD STOCK:

- Basic White Card Stock:
 - Layer – 4 1/2 x 3
 - Die-cut Sentiment – 2 x 1 (before die-cutting)
- Inked Botanicals Designer Series Paper:
 - Large Flag – 2 x 3 (before die-cutting)
 - Medium Flag – 1 1/2 x 2 1/4 (before die-cutting)
 - Small Flag – 1 x 1 1/4 (before die-cutting)
 - Envelope Flap – 5 1/8 x 2

Create a Simple Note Card with Wonderful Thoughts

Mary Fish
maryfish@stampinpretty.com
<http://stampinpretty.com>



PROJECT TUTORIAL:

1. Begin by burnishing the fold of the Basic White Note Card Base with a Bone Folder.
2. Adhere the Basic White layer to the note card base with Stampin' Dimensionals.
3. Use a [Stampin' Cut & Emboss Machine](#) (Standard or Mini) to crop the Inked Botanicals Designer Series Paper with three smallest flagged Nested Essentials Dies.
4. Adhere as shown with Multipurpose Liquid Glue and Stampin' Dimensionals.
5. Use a Clear Block C to stamp the sentiment (Wonderful Thoughts Stamp Set) in Lost Lagoon Classic Ink onto the pieces of Basic White card stock.
6. Crop with a [Stampin' Cut & Emboss Machine](#) (Standard or Mini) and the coordinating Wonderful Thoughts Die.
7. Adhere with Stampin' Dimensionals.
8. Tie a double bow of white Baker's Twine Essentials.
9. Adhere as shown with a Mini Glue Dot.
10. **POP OF PERSONALITY!** Embellish with Calypso Coral Ombre Matte Decorative Dots.
11. **PERFECT POLISH!** Use Multipurpose Liquid Glue to adhere the Designer Series Paper to the outside flap of a Basic White Note Card Envelope. You can see my video demonstration with tips on adding designer paper to an envelope flap [here](#).

Mary Fish
Independent
Stampin' UP! Demonstrator

[CLICK FOR BLOG POST](#)

[CLICK TO SHOP](#)

Create a Simple Note Card with Wonderful Thoughts

Mary Fish

maryfish@stampinpretty.com

<http://stampinpretty.com>



Wonderful Thoughts Bundle (English) - 161494

Price: \$53.00

Add to Cart



Wonderful Thoughts Photopolymer Stamp Set (English) - 161899

Price: \$25.00

Add to Cart



Wonderful Thoughts Dies (English) - 161491

Price: \$34.00


Add to Cart



Basic White Note Cards & Envelopes - 159232

Price: \$8.00

Add to Cart



Basic White 8-1/2" X 11" Cardstock - 159276

Price: \$10.50

Add to Cart




Inked Botanicals 6" X 6" (15.2 X 15.2 Cm) Designer Series Paper - 161157

Sale: \$10.62

Price: \$12.50

Add to Cart



Nested Essentials Dies - 161597

Price: \$34.00

Add to Cart



Lost Lagoon Classic Stampin' Pad - 161678

Price: \$9.00

Add to Cart



Stampin' Cut & Emboss Machine - 149653

Price: \$128.00

Add to Cart



Mini Stampin' Cut & Emboss Machine - 150673

Price: \$66.00


Add to Cart



Baker's Twine Essentials Pack - 155475

Price: \$11.00

Add to Cart



Ombre Matte Decorative Dots - 161448

Price: \$8.00

Add to Cart



Paper Trimmer - 152392

Price: \$26.00

Add to Cart



Stampin' Dimensionals - 104430

Price: \$4.25

Add to Cart



Mini Stampin' Dimensionals - 144108

Price: \$4.25

Add to Cart

Create a Simple Note Card with Wonderful Thoughts

Mary Fish
maryfish@stampinpretty.com
<http://stampinpretty.com>



Multipurpose
Liquid Glue -
110755

Price: \$5.50

Add to Cart



Mini Glue Dots -
103683

Price: \$5.75

Add to Cart



Clear Block C -
118486

Price: \$8.00

Add to Cart



Bone Folder -
102300

Price: \$7.00

Add to Cart