

A "Timeless" Approach to a Classic Thank You Card

Mary Fish
maryfish@stampinpretty.com
<http://stampinpretty.com>



CUT YOUR CARD STOCK:

- Basic White Thick Card Stock:
Card Base – 4 1/4 x 11, scored at 5 1/2
- Flirty Flamingo Card Stock
Layer – 4 x 3
Die-Cut Layer- 2 1/2 x 1 3/4 (before die-cutting)
- Gray Granite Card Stock:
Layer -3 1/2 x 4 3/4
- Vellum Basics 12 x 12 Specialty Designer Series Paper:
Layer – 3 1/4 x 4 1/2
- Night of Navy Card Stock:
Layer – 3 1/4 x 2
- Basic White Card Stock:
Die-Cut Sentiment Layer – 2 3/4 x 1 1/4 (before die-cutting)
Stamped & Flower + Foliage – 3 x 2 (before die-cutting)
- Night of Navy Neutrals 6 x 6 Designer Series Paper
Envelope Flap – 5 3/4 x 2 1/4

A "Timeless" Approach to a Classic Thank You Card

Mary Fish
maryfish@stampinpretty.com
<http://stampinpretty.com>



PROJECT TUTORIAL:

1. Begin by burnishing the fold of the Basic White Thick card base with a Bone Folder.
2. Adhere the Flirty Flamingo layer to the card base with Multipurpose Liquid Glue.
3. Adhere the Vellum Basics layer to the Gray Granite Layer together with small amounts of Multipurpose Liquid Glue and to the card base with Stampin' Dimensionals.
4. Double wrap the Night of Navy layer with Gray Granite Baker's Twine Essentials, securing as shown with a bow.
5. Adhere to the card with Multipurpose Liquid Glue.
6. Use a Clear Block C to stamp the floral and foliage images in Tuxedo Black Memento Ink onto the 3 x 2 Basic White layer.
7. Use a Clear Block C to stamp the sentiment (Timeless Arrangements Stamp Set) in Tuxedo Black Memento Ink onto the 2 3/4 x 1 1/4 Basic White layer.
8. Crop all three with a [Stampin' Cut & Emboss Machine](#) (Standard or Mini) and the coordinating Timeless Arrangement dies.
9. Color the floral and foliage images with Flirty Flamingo and Gray Granite Stampin' Blends.
10. Adhere to the card with Mini Glue Dots.

A "Timeless" Approach to a Classic Thank You Card

Mary Fish
maryfish@stampinpretty.com
<http://stampinpretty.com>



1. Crop the Flirty Flamingo layer with the 2 1/8 x 1 3/8 Timeless Arrangements label die.
2. Adhere the sentiment die-cut to the Flirty Flamingo die-cut together and to the card with Stampin' Dimensionals.
3. **POP OF PERSONALITY!** Embellish Iridescent Rhinestone Basic Jewels.
4. **PERFECT POLISH!** Use Multipurpose Liquid Glue to adhere the Designer Series Paper to the outside flap of a Basic White Medium Envelope. You can see my video demonstration with tips on adding designer paper to an envelope flap [here](#).

Mary Fish
Independent
Stampin' UP! Demonstrator

[CLICK FOR BLOG POST](#)

[CLICK TO SHOP](#)

A "Timeless" Approach to a Classic Thank You Card

Mary Fish
maryfish@stampinpretty.com
<http://stampinpretty.com>




Timeless Arrangements Bundle (English) - 161526
 Price: \$54.00
 Add to Cart



Timeless Arrangements Photopolymer Stamp Set (English) - 161521
 Sale: **\$21.25**
 Price: \$25.00
 Add to Cart



Timeless Arrangements Dies - 161525
 Price: \$35.00
 Add to Cart



Basic White 8-1/2" X 11" Thick Cardstock - 159229
 Price: \$9.00
 Add to Cart



Flirty Flamingo 8-1/2" X 11" Cardstock - 141416
 Price: \$10.00
 Add to Cart




Gray Granite 8-1/2" X 11" Cardstock - 146983
 Price: \$10.00
 Add to Cart




Vellum Basics 12" X 12" (30.5 X 30.5 Cm) Specialty Designer Series Paper - 160839
 Price: \$10.00
 Add to Cart



Night Of Navy 8-1/2" X 11" Cardstock - 100867
 Price: \$10.00
 Add to Cart



Basic White 8-1/2" X 11" Cardstock - 159276
 Price: \$10.50
 Add to Cart



Neutrals 6" X 6" (15.2 X 15.2 Cm) Designer Series Paper - 161641
 Price: \$12.50
 Add to Cart



Tuxedo Black Memento Ink Pad - 132708
 Price: \$6.50
 Add to Cart



Clear Block C - 118486
 Price: \$8.00
 Add to Cart



Stampin' Cut & Emboss Machine - 149653
 Price: \$128.00
 Add to Cart



Mini Stampin' Cut & Emboss Machine - 150673
 Price: \$66.00
 Add to Cart



Multipurpose Liquid Glue - 110755
 Price: \$5.50
 Add to Cart

A "Timeless" Approach to a Classic Thank You Card

Mary Fish

maryfish@stampinpretty.com

<http://stampinpretty.com>



Stampin'
Dimensionals -
104430

Price: \$4.25

Add to Cart



Flirty Flamingo
Stampin' Blends
Combo Pack -
154884

Price: \$10.00


Add to Cart



Gray Granite
Stampin' Blends
Combo Pack -
154886

Price: \$10.00

Add to Cart



Iridescent
Rhinestones Basic
Jewels - 158130

Price: \$7.50

Add to Cart



Baker's Twine
Essentials Pack -
155475

Price: \$11.00

Add to Cart



Basic White
Medium Envelopes
- 159236

Price: \$8.50

Add to Cart