

A Fabulous and Frilly Fun Fold Birthday Card

Mary Fish
maryfish@stampinpretty.com
<http://stampinpretty.com>


stampin' pretty
step-by-step tutorial



CUT YOUR CARD STOCK:

- Azure Afternoon Card Stock:
 - Card Base – 4 1/4 x 9, scored at 5 1/2
 - Die-Cut Star- 1 1/4 x 1 1/4 (before die-cutting)
- Lemon Lime Twist Card Stock:
 - Layers- 3 1/4 x 4 (qty 2), 1 3/4 x 4
 - Die-Cut Star- 1 1/4 x 1 1/4 (before die-cutting)
- Basic White Card Stock:
 - Inside Sentiment Layer – 3 x 3 3/4
 - Sentiment Die-Cut Tag – 3 1/2 x 2 (before die-cutting)
- Berry Burst Card Stock:
 - Die-Cut Star- 2 x 2 (before die-cutting)
 - Die-Cut Fringe – 3 x 1 1/4 (before die-cutting)
- Bright & Beautiful Designer Series Paper:
 - Layers – 3 x 3 3/4, 1 1/2 x 3 3/4
 - Envelope Flap – 5 3/4 x 2 1/4

A Fabulous and Frilly Fun Fold Birthday Card

Mary Fish

maryfish@stampinpretty.com

<http://stampinpretty.com>



PROJECT TUTORIAL:

1. Begin by burnishing the fold of the Azure Afternoon card base with a Bone Folder.
2. Layer and adhere the Basic White & Bright & Beautiful Designer Series Paper Layers to the Lemon-Lime Twist Layers together and to the card as shown with Multipurpose Liquid Glue.
3. Use a Clear Block D to stamp the inside sentiment (Beautiful Balloons Stamp Set) in Azure Afternoon onto the center of the Basic White layer as shown.
4. Use a [Stampin' Cut & Emboss Machine](#) (Standard or Mini) to crop the Basic White card stock with the largest Tailor Made Tag die.
5. Use a Clear Block C to stamp the "Happy Birthday" sentiment (Beautiful Balloons Stamp Set) in Azure Afternoon onto the left side of the die-cut tag.
6. Use a [Stampin' Cut & Emboss Machine](#) (Standard or Mini) to crop the Berry Burst card stock with the Beautiful Balloons fringe die.
7. Adhere the fringe to the back of the die-cut tag with Multipurpose Liquid Glue.
8. Wrap the card base with Lemon-Lime Twist Ribbon, threading it through the hole at the end of the tag.
9. Adhere the tag to the card with Stampin' Dimensionals.
10. Secure the ribbon in place with a bow as shown.

A Fabulous and Frilly Fun Fold Birthday Card

Mary Fish
maryfish@stampinpretty.com
<http://stampinpretty.com>



11. Use a [Stampin' Cut & Emboss Machine](#) (Standard or Mini) to crop the Berry Burst, Lemon Lime Twist, and Azure Afternoon card stock with the Beautiful Balloons star dies.
12. Adhere to the tag as shown with Stampin' Dimensionals.
13. **POP OF PERSONALITY!** Embellish with Lemon-Lime Twist Tinsel Gems (Four-Pack).
14. **PERFECT POLISH!** Use Multipurpose Liquid Glue to adhere the Designer Series Paper to the outside flap of a Basic White Medium Envelope. You can see my video demonstration with tips on adding designer paper to an envelope flap [here](#).

Mary Fish
Independent
Stampin' UP! Demonstrator

[CLICK FOR BLOG POST](#)

[CLICK TO SHOP](#)

A Fabulous and Frilly Fun Fold Birthday Card

Mary Fish

maryfish@stampinpretty.com

<http://stampinpretty.com>



Beautiful Balloons Bundle (English) - 161457

Price: \$52.00

[Add to Cart](#)



Beautiful Balloons Photopolymer Stamp Set (English) - 161450

Price: \$24.00


[Add to Cart](#)



Beautiful Balloons Dies - 161456

Price: \$34.00


[Add to Cart](#)



Tailor Made Tags Dies - 155563

Price: \$22.00


[Add to Cart](#)



Azure Afternoon 8-1/2" X 11" Cardstock - 161719

Price: \$10.00


[Add to Cart](#)



Lemon Lime Twist 8-1/2" X 11" Cardstock - 144245

Price: \$10.00

[Add to Cart](#)



Berry Burst 8-1/2" X 11" Cardstock - 144243

Price: \$10.00

[Add to Cart](#)



Basic White 8-1/2" X 11" Cardstock - 159276

Price: \$10.50

[Add to Cart](#)



Bright & Beautiful 6" X 6" (15.2 X 15.2 Cm) Designer Series Paper - 161449

Price: \$12.50

[Add to Cart](#)



Paper Trimmer - 152392

Price: \$26.00

[Add to Cart](#)



Bone Folder - 102300

Price: \$7.00


[Add to Cart](#)



Ribbon Duo Combo Pack - 161318

Price: \$10.00


[Add to Cart](#)



Tinsel Gems Four-Pack - 161623

Price: \$8.00

[Add to Cart](#)



Stampin' Cut & Emboss Machine - 149653

Price: \$128.00

[Add to Cart](#)



Mini Stampin' Cut & Emboss Machine - 150673

Price: \$66.00

[Add to Cart](#)

A Fabulous and Frilly Fun Fold Birthday Card

Mary Fish
maryfish@stampinpretty.com
<http://stampinpretty.com>



Clear Block C -
118486

Price: \$8.00

Add to Cart



Clear Block D -
118485

Price: \$9.50

Add to Cart



Simply Shammy -
147042

Price: \$8.50

Add to Cart



Azure Afternoon
Classic Stampin'
Pad - 161663

Price: \$9.00

Add to Cart



Multipurpose
Liquid Glue -
110755

Price: \$5.50

Add to Cart



Stampin'
Dimensionals -
104430

Price: \$4.25

Add to Cart



Basic White
Medium Envelopes
- 159236

Price: \$8.50

Add to Cart