

# This Love Card Is on My "A" List!

Mary Fish  
[maryfish@stampinpretty.com](mailto:maryfish@stampinpretty.com)  
<http://stampinpretty.com>

  
stampin' pretty  
step-by-step tutorial



## CUT YOUR CARD STOCK:

- Basic White Thick Card Stock:
  - Card Base – 4 1/4 x 11, scored at 5 1/2
  - Layer – 4 1/4 x 5 3/8
- Blueberry Bushel Card Stock:
  - Die-cut Rings – 3 x 5 (before die-cutting)
- Berry Burst Card Stock:
  - Die-Cut Hearts – 2 x 1 3/4 (before die-cutting)
- Bubble Bath Card Stock:
  - Die-Cut Heart – 1 3/4 x 1 3/4 (before die-cutting)
- Blueberry Bushel Glorious Gingham Designer Series Paper:
  - Layer – 4 1/4 x 5 3/8
  - Envelope Flap – 5 3/4 x 2 1/2 (before die-cutting)

# This Love Card Is on My "A" List!

Mary Fish

[maryfish@stampinpretty.com](mailto:maryfish@stampinpretty.com)

<http://stampinpretty.com>



## PROJECT TUTORIAL:

1. Begin by burnishing the fold of the Basic White Thick card base with a Bone Folder.
2. Crop 1 1/4 inch off one end of the the Basic White card base with a [Stampin' Cut & Emboss Machine](#) and the Basic Borders stitched-curved die.
3. Use a Clear Block D to stamp the sentiment (Happy Labels Stamp Set) in Blueberry Bushel Classic Ink above the curved edge of the card base as shown.
4. Adhere the Blueberry Bushel Designer Series Paper to the Basic White layer with Multipurpose Liquid Glue.
5. Adhere to the front card base with Stampin' Dimensionals.
6. Use a [Stampin' Cut & Emboss Machine](#) (Standard or Mini) to crop the following:
  - Blueberry Bushel – Stylish Shapes Circle Dies – 2 1/8 nested inside 2 5/8, 1 5/8 nested inside 2 1/8
  - Berry Burst – Give it a Whirl Dies – Large & Small Heart
  - Bubble Bath – Large Heart
7. Snip a slot in one of the "rings" with Paper Snips and connect the two rings as shown.
8. Tie a bow of white Baker's Twine Essentials to the larger ring as shown.
9. Adhere the rings to the card with snipped-to-size Stampin' Dimensionals.

# This Love Card Is on My "A" List!

Mary Fish

[maryfish@stampinpretty.com](mailto:maryfish@stampinpretty.com)

<http://stampinpretty.com>



10. Adhere the heart die-cuts to the card as shown with Stampin' Dimensionals.
11. **POP OF PERSONALITY!** Embellish with a Berry Burst Tinsel Gem (Four-Pack).
12. **PERFECT POLISH!** Crop the bottom edge of the envelope flap Designer Series Paper with a [Stampin' Cut & Emboss Machine](#) (Standard) and the Basic Borders die. Use Multipurpose Liquid Glue to adhere the Designer Series Paper to the outside flap of a Basic White Medium Envelope. You can see my video demonstration with tips on adding designer paper to an envelope flap [here](#).

Mary Fish  
Independent  
Stampin' UP! Demonstrator

[CLICK FOR BLOG POST](#)

[CLICK TO SHOP](#)

# This Love Card Is on My "A" List!

Mary Fish

[maryfish@stampinpretty.com](mailto:maryfish@stampinpretty.com)


<http://stampinpretty.com>



Happy Labels  
Photopolymer  
Stamp Set  
(English) - 160856

Price: \$24.00

Add to Cart



Basic White 8-1/2"  
X 11" Thick  
Cardstock -  
159229

Price: \$9.00

Add to Cart



Clear Block D -  
118485

Price: \$9.50

Add to Cart



Blueberry Bushel  
Classic Stampin'  
Pad - 147138

Price: \$9.00

Add to Cart



Glorious Gingham  
6" X 6" (15.2 X  
15.2 Cm) Designer  
Series Paper -  
163170

**Sale: \$8.92**

Price: \$10.50

Add to Cart



Berry Burst 8-1/2"  
X 11" Cardstock -  
144243

Price: \$10.00

Add to Cart



Bubble Bath 8-1/2"  
X 11" Cardstock -  
161718

Price: \$10.00


Add to Cart



Baker's Twine  
Essentials Pack -  
155475

Price: \$11.00


Add to Cart



Tinsel Gems Four-  
Pack - 161623

Price: \$8.00


Add to Cart



Stylish Shapes  
Dies - 159183

Price: \$30.00

Add to Cart



Basic Borders Dies  
- 155558

Price: \$29.00

Add to Cart



Give It A Whirl  
Dies - 154336

Price: \$39.00

Add to Cart



Stampin' Cut &  
Emboss Machine -  
149653

Price: \$128.00

Add to Cart



Multipurpose  
Liquid Glue -  
110755

Price: \$5.50

Add to Cart



Stampin'  
Dimensionals -  
104430

Price: \$4.25

Add to Cart

# This Love Card Is on My "A" List!

Mary Fish

[maryfish@stampinpretty.com](mailto:maryfish@stampinpretty.com)

<http://stampinpretty.com>



Paper Snips  
Scissors - 103579

Price: \$11.00

Add to Cart



Paper Trimmer -  
152392

Price: \$26.00

Add to Cart