

A New Spin on a Gatefold with Two-Tone Flora

Mary Fish

maryfish@stampinpretty.com

<http://stampinpretty.com>



CUT YOUR CARD STOCK – DIMENSIONS:

- Basic White Thick Card Stock:
Card Base – 5 1/2 x 8 1/4, Scored at 2 1/2 and 6 3/4
- Basic White Card Stock:
Stamped /Die-Cut Flowers – 4 x 2 1/2
Stamped/Die-Cut Leaves – 4 x 4
Belly Band – 10 x 3/4
Die-cut Sentiment – 3 x 3/4 (before die-cutting)
- Sweet Sorbet Card Stock:
Layers – 2 1/4 x 5 1/4, 1 1/2 x 5 1/4
- Country Gingham Designer Series Paper:
Layers – 2 x 5, 1 1/4 x 5
Belly Band – 6 x 1/2, 3 x 1/2 (two seams)
Envelope Flap – 5 3/4 x 2 1/4

A New Spin on a Gatefold with Two-Tone Flora

Mary Fish

maryfish@stampinpretty.com

<http://stampinpretty.com>



PROJECT TUTORIAL:

1. Burnish the folds of the card base with a Bone Folder.
2. Layer and adhere the Designer Series Paper and Sweet Sorbet layers together and to the card base with Multipurpose Liquid Glue.
3. Adhere the Designer Series Paper belly band strips (2) to the Basic White belly band strip (1) with Multipurpose Liquid Glue.
4. Lay the card in the center and mark/score the belly band to wrap around the card. Leave a wee bit of room to allow it to slide on and off. Adhere the ends together (leaving the seam where the flower will cover) with Multipurpose Liquid Glue.
5. Use Clear Blocks or stamping tool to position and stamp the flowers (Two-Tone Flora Stamp Set) in Petal Pink and Sweet Sorbet Classic Ink onto the Basic White layer.
6. Use Clear Blocks to stamp the leaves (Two-Tone Flora Stamp Set) in Mint Macaron Classic Ink (retiring) onto the Basic White layer.
7. Zip all stamped images through a Stampin' Cut & Emboss Machine (Standard) with the coordinating Two-Tone Flora dies.
8. Adhere the flower and leaves to the belly band as shown with Stampin' Dimensionals.

A New Spin on a Gatefold with Two-Tone Flora

Mary Fish

maryfish@stampinpretty.com

<http://stampinpretty.com>



9. Use a Clear Block to stamp the sentiment (Something Fancy Stamp Set) in Sweet Sorbet Classic Ink onto the Basic White layer.
10. Zip the sentiment through a Stampin' Cut & Emboss Machine (Standard) with the coordinating Something Fancy die.
11. Adhere the flower and leaves together and to the card as shown with Stampin' Dimensionals.
12. Adhere the left end of the sentiment to the card as shown with a Mini Glue Dot.
13. **POP OF PERSONALITY!** Embellish with Sweet Sorbet 2022-2024 In Color Matte Decorative Dots.
14. **PERFECT POLISH!** Use Multipurpose Liquid Glue to adhere the Designer Series Paper to the outside flap of a Basic White Medium Envelope. You can see my video demonstration with tips on adding designer paper to an envelope flap [here](#).

Mary Fish

Independent
Stampin' UP! Demonstrator

[CLICK FOR BLOG POST](#)

[CLICK TO SHOP](#)

A New Spin on a Gatefold with Two-Tone Flora

Mary Fish

maryfish@stampinpretty.com

<http://stampinpretty.com>



Two-Tone Flora
Bundle (English) -
160414

Price: \$55.75

Add to Cart



Two-Tone Flora
Photopolymer
Stamp Set -
160844

Price: \$23.00

Add to Cart



Two-Tone Flora
Dies - 159181

Price: \$39.00

Add to Cart



Something Fancy
Bundle (English) -
160425

Price: \$45.75

Add to Cart



Something Fancy
Cling Stamp Set
(English) - 160416

Price: \$23.00

Add to Cart



Something Fancy
Dies - 160424

Price: \$28.00


Add to Cart



Country Gingham
6" X 6" (15.2 X
15.2 Cm) Designer
Series Paper -
160388

Price: \$12.00

Add to Cart



Sweet Sorbet 8-
1/2" X 11"
Cardstock -
159268

Price: \$9.25


Add to Cart



Basic White 8-1/2"
X 11" Thick
Cardstock -
159229

Price: \$8.75

Add to Cart



Basic White 8-1/2"
X 11" Cardstock -
159276

Price: \$10.25

Add to Cart



Paper Trimmer -
152392

Price: \$25.00

Add to Cart



Bone Folder -
102300

Price: \$7.00

Add to Cart



Stampin' Cut &
Emboss Machine -
149653

Price: \$125.00

Add to Cart



Mini Stampin' Cut
& Emboss
Machine - 150673

Price: \$63.00

Add to Cart



Sweet Sorbet
Classic Stampin'
Pad - 159216

Price: \$8.00

Add to Cart

A New Spin on a Gatefold with Two-Tone Flora

Mary Fish

maryfish@stampinpretty.com

<http://stampinpretty.com>



Petal Pink Classic
Stampin' Pad -
147108

Price: \$8.00

Add to Cart



Mint Macaron
Classic Stampin'
Pad - 147106

Sale: \$6.40

Price: \$8.00

Add to Cart



Multipurpose
Liquid Glue -
110755

Price: \$4.00


Add to Cart



Stampin'
Dimensionals -
104430

Price: \$4.25

Add to Cart



2022-2024 In Color
Matte Decorative
Dots - 159186

Sale: \$4.00

Price: \$8.00

Add to Cart



Basic White
Medium Envelopes
- 159236

Price: \$7.50

Add to Cart