

Groovin' with a Ginkgo Branch Friend Card

Mary Fish
maryfish@stampinpretty.com
<http://stampinpretty.com>



CUT YOUR CARD STOCK - DIMENSIONS:

- Orchid Oasis Card Stock:
 - Card Base – 4 1/4 x 11, scored at 5 1/2
 - Stamped Die-cut- 3 3/4 x 4 (before die-cutting)
- Starry Sky Card Stock:
 - Layers - 4 x 5 1/4, 2 3/4 x 4
- Crushed Curry Card Stock:
 - Layer - 3 1/4 x 4 1/2
- Very Vanilla Card Stock:
 - Layer - 3 3/4 x 5
 - Die-cut Sentiment Layer - 2 x 1 (before die-cutting)
- Hues of Happiness Designer Series Paper:
 - Layer - 2 1/2 x 3 3/4
 - Envelope Flap - 5 3/4 x 2 1/4

Groovin' with a Ginkgo Branch Friend Card

Mary Fish
maryfish@stampinpretty.com
<http://stampinpretty.com>



1. Begin by burnishing the fold of the Orchid Oasis card base with a Bone Folder.
2. Layer and adhere the Very Vanilla and Starry Sky layers together and to the card base with Stampin' Seal.
3. Layer and adhere the Hues of Happiness DSP, Starry Sky layer and Crushed Curry layer together with Stampin' Seal and to the card with Stampin' Dimensionals.
4. Use a [Stamparatus](#) to position and stamp the sentiment (Ginkgo Branch Stamp Set) in Starry Sky Classic Ink onto the Very Vanilla layer.
5. Use a [Stamparatus](#) to position and stamp the the Ginkgo leaves (Ginkgo Branch Stamp Set) in Starry Sky Classic ink onto the Orchid Oasis layer.
6. Crop both with a [Stampin' Cut & Emboss Machine](#) (Standard) and the coordinating Ginkgo Branch dies.
7. Adhere both as shown with Stampin' Dimensionals.
8. **POP OF PERSONALITY!** Embellish with an Orchid Oasis 2022-2024 Decorative Matte Dot.
9. **PERFECT POLISH!** Use Multipurpose Liquid Glue to adhere the Designer Series Paper to the outside flap of a Basic White Medium Envelope. You can see my video demonstration with tips on adding designer paper to an envelope flap [here](#).

Mary Fish
Independent
Stampin' UP! Demonstrator

click for blog post

click to shop

Groovin' with a Ginkgo Branch Friend Card

Mary Fish

maryfish@stampinpretty.com

<http://stampinpretty.com>



Ginkgo Branch
Bundle (English) -
160469

Price: \$53.00


Add to Cart



Ginkgo Branch
Cling Stamp Set
(English) - 160463

Price: \$23.00

Add to Cart



Ginkgo Branch
Dies - 160468

Price: \$36.00

Add to Cart



Bone Folder -
102300

Price: \$7.00

Add to Cart



Paper Trimmer -
152392

Price: \$25.00

Add to Cart



Stamparatus -
146276

Price: \$49.00

Add to Cart



Starry Sky Classic
Stampin' Pad -
159212

Price: \$8.00

Add to Cart



Stampin' Cut &
Emboss Machine -
149653

Price: \$125.00


Add to Cart



Hues Of
Happiness 12" X
12" (30.5 X 30.5
Cm) Designer
Series Paper -
158822

Price: \$12.00

Add to Cart



Starry Sky 8-1/2" X
11" Cardstock -
159263

Price: \$9.25


Add to Cart



Orchid Oasis 8-
1/2" X 11"
Cardstock -
159267

Price: \$9.25


Add to Cart



Very Vanilla 8-1/2"
X 11" Cardstock -
101650

Price: \$10.25


Add to Cart



Crushed Curry 8-
1/2" X 11"
Cardstock -
131199

Price: \$9.25

Add to Cart



2022-2024 In Color
Matte Decorative
Dots - 159186

Price: \$8.00

Add to Cart



Stampin' Seal -
152813

Price: \$8.00

Add to Cart

Groovin' with a Ginkgo Branch Friend Card

Mary Fish

maryfish@stampinpretty.com

<http://stampinpretty.com>



Stampin'
Dimensionals -
104430

Price: \$4.25

Add to Cart



Multipurpose
Liquid Glue -
110755

Price: \$4.00

Add to Cart



Very Vanilla
Medium Envelopes
- 107300

Price: \$7.50

Add to Cart