

Setting the Stage for a Ginkgo Branch Sympathy Card

Mary Fish

maryfish@stampinpretty.com

<http://stampinpretty.com>



CUT YOUR CARD STOCK - DIMENSIONS:

- Basic White Thick Card Stock:
Card Base – 5 1/2 x 8 1/2 , scored at 4 1/4
- Basic White Card Stock:
Die-cut sentiment – 4 x 3/4 (before die-cutting)
- Basic Black Card Stock:
Layer – 4 1/4 x 3 1/2
- Tahitian Tide Card Stock:
Ginkgo Branch Die-cut – 4 1/4 x 3 1/2 (before die-cutting)
- 2022-2024 In Color Designer Series Paper:
Tahitian Tide Layer – 5 1/2 x 2 3/4
Envelope Flap – 5 3/4 x 2 1/4

Setting the Stage for a Ginkgo Branch Sympathy Card

Mary Fish

maryfish@stampinpretty.com

<http://stampinpretty.com>



1. Begin by burnishing the fold of the card base with a Bone Folder.
2. Adhere the Designer Series Paper to the card base with Stampin' Seal.
3. Wrap Tahitian Tide 2022-2024 In Color Baker's Twine around the Basic Black Layer, securing with a bow.
4. Adhere to the card with Stampin' Dimensionals.
5. Crop the Tahitian Tide layer with a [Stampin' Cut & Emboss Machine](#) (Standard or Mini) and the coordinating Ginkgo Branch die.
6. Adhere as shown with Stampin' Dimensionals (Standard and Mini) under the solid pieces.
7. Use a [Stamparatus](#) to position and stamp the sentiment in Tuxedo Black Memento Ink onto the Basic White layer.
8. Crop with a [Stampin' Cut & Emboss Machine](#) (Standard or Mini) and the coordinating Ginkgo Branch dies.
9. Adhere as shown with strategically placed Stampin' Dimensionals.
10. **POP OF PERSONALITY!** Embellish with three Tahitian Tide 2022-2024 In Color Matte Decorative Dots.
11. **PERFECT POLISH!** Use Multipurpose Liquid Glue to adhere the Designer Series Paper to the outside flap of a Basic White Medium Envelope. You can see my video demonstration with tips on adding designer paper to an envelope flap [here](#).

Mary Fish

Independent
Stampin' UP! Demonstrator

click for blog post

click to shop

Setting the Stage for a Ginkgo Branch Sympathy Card

Mary Fish

maryfish@stampinpretty.com

<http://stampinpretty.com>



Ginkgo Branch
Bundle (English) -
160469

Price: \$53.00

Add to Cart



Ginkgo Branch
Cling Stamp Set
(English) - 160463

Price: \$23.00


Add to Cart



Ginkgo Branch
Dies - 160468

Price: \$36.00


Add to Cart



2022-2024 In
Color™ 6" X 6"
(15.2 X 15.2 Cm)
Designer Series
Paper - 159253

Price: \$12.00

Add to Cart



Basic White 8-1/2"
X 11" Thick
Cardstock -
159229

Price: \$8.75


Add to Cart



Basic White 8-1/2"
X 11" Cardstock -
159276

Price: \$10.25

Add to Cart



Tahitian Tide 8-
1/2" X 11"
Cardstock -
159261

Price: \$9.25

Add to Cart



Basic Black 8-1/2"
X 11" Cardstock -
121045

Price: \$9.25

Add to Cart



Bone Folder -
102300

Price: \$7.00

Add to Cart



Paper Trimmer -
152392

Price: \$25.00

Add to Cart



Stamparatus -
146276

Price: \$49.00

Add to Cart



Stampin' Cut &
Emboss Machine -
149653

Price: \$125.00

Add to Cart



Mini Stampin' Cut
& Emboss
Machine - 150673

Price: \$63.00

Add to Cart



Stampin'
Dimensionals -
104430

Price: \$4.25

Add to Cart



Stampin' Seal -
152813

Price: \$8.00

Add to Cart

Setting the Stage for a Ginkgo Branch Sympathy Card

Mary Fish

maryfish@stampinpretty.com

<http://stampinpretty.com>



Basic White
Medium Envelopes
- 159236

Price: \$7.50

Add to Cart



2022-2024 In Color
Matte Decorative
Dots - 159186

Price: \$8.00

Add to Cart



2022-2024 In
Color Baker's
Twine Pack -
159195

Price: \$15.00

Add to Cart