

Sweeten Up a Friend Card with Sweetest Cherries

Mary Fish
stampinpretty@gmail.com
<http://stampinpretty.com>



CUT YOUR CARD STOCK - DIMENSIONS:

- Basic White Thick Card Stock:
Card Base – 4 1/4 x 11, scored at 5 1/2
- Basic White Card Stock:
Die-Cut Layer – 3 1/2 x 4 1/2 (before die-cutting)
- Real Red, Old Olive, and Basic Black Card Stock:
For Punching – 3 x 3 each
- Regals 6 x 6 Designer Series Paper:
Layers – 3 1/4 x 4 1/2 each
Envelope Flap – 5 3/4 x 2 1/4

Sweeten Up a Friend Card with Sweetest Cherries

Mary Fish
stampinpretty@gmail.com
<http://stampinpretty.com>



1. Begin by burnishing the fold of the card base with a Bone Folder.
2. Adhere the Old Olive and Real Red layers to the card base as shown with Stampin' Seal.
3. Crop the Basic White layer with a [Stampin' Cut & Emboss Machine](#) (Standard or Mini) and the 3 x 4 1/4 Stitched Rectangle Die.
4. Use a [Stamparatus](#) to position and stamp the sentiment in Tuxedo Black Memento Ink onto the cropped layer.
5. Adhere to the card with Stampin' Dimensionals.
6. Layer and adhere the Designer Series Paper to the Basic Black layer together and to the card with Stampin' Seal.
7. Use the Cherry Builder Punch to crop the cherry (Real Red), stem (Basic Black) and leaves (Old Olive).
8. Adhere the cherries with Stampin' Dimensionals and the stems and leaves with Multipurpose Liquid Glue.
9. **POP OF PERSONALITY!** Embellish with a Matte Black Dot.
10. **PERFECT POLISH!** Use Multipurpose Liquid Glue to adhere the Designer Series Paper to the outside flap of a Basic White Medium Envelope. You can see my video demonstration with tips on adding designer paper to an envelope flap [here](#).

Mary Fish
Independent
Stampin' UP! Demonstrator

Sweeten Up a Friend Card with Sweetest Cherries

Mary Fish
stampinpretty@gmail.com
<http://stampinpretty.com>

click for blog post

click to shop

Sweeten Up a Friend Card with Sweetest Cherries

Mary Fish
stampinpretty@gmail.com
<http://stampinpretty.com>



**Sweetest Cherries
Bundle (English) -
158717**

Price: \$33.25


Add to Cart



**Sweetest Cherries
Photopolymer
Stamp Set
(English) - 158711**

Price: \$18.00

Add to Cart



**Cherry Builder
Punch - 158716**

Price: \$19.00

Add to Cart



**Rectangle Stitched
Dies - 151820**

Price: \$35.00


Add to Cart



**Basic White 8-1/2"
X 11" Cardstock -
159276**

Price: \$10.25

Add to Cart



**Basic White 8-1/2"
X 11" Thick
Cardstock -
159229**

Price: \$8.75

Add to Cart



**Real Red 8-1/2" X
11" Cardstock -
102482**

Price: \$9.25

Add to Cart



**Old Olive 8-1/2" X
11" Cardstock -
100702**

Price: \$9.25


Add to Cart



**Basic Black 8-1/2"
X 11" Cardstock -
121045**

Price: \$9.25

Add to Cart



**Regals 6" X 6"
(15.2 X 15.2 Cm)
Designer Series
Paper - 155227**

Sale: \$4.60

Price: \$11.50

Add to Cart



**Stampin' Cut &
Emboss Machine -
149653**

Price: \$125.00

Add to Cart



**Mini Stampin' Cut
& Emboss
Machine - 150673**

Price: \$63.00

Add to Cart



**Bone Folder -
102300**

Price: \$7.00

Add to Cart



**Stamparatus -
146276**

Price: \$49.00

Add to Cart



**Paper Trimmer -
152392**

Price: \$25.00

Add to Cart

Sweeten Up a Friend Card with Sweetest Cherries

Mary Fish

stampinpretty@gmail.com

<http://stampinpretty.com>



Basic White
Medium Envelopes
- 159236

Price: \$7.50

Add to Cart



Multipurpose
Liquid Glue -
110755

Price: \$4.00


Add to Cart



Stampin'
Dimensionals -
104430

Price: \$4.25

Add to Cart



Matte Black Dots -
154284

Price: \$7.00

Add to Cart