

# Peace & Joy Card with 60% Off Tree Trimming Dies!

Mary Fish  
[stampinpretty@gmail.com](mailto:stampinpretty@gmail.com)  
<http://stampinpretty.com>



## CUT YOUR CARD STOCK - DIMENSIONS:

- Crumb Cake Card Stock:  
Card Base – 4 1/4 x 5 1/2  
Die-Cut Sentiment & Die-Cut Layer - 2 1/4 x 2 1/4 (before cropping)
- Evening Evergreen Card Stock:  
Die-Cut Sentiment - 3 1/2 x 4 3/4 (before cropping)
- Basic White Card Stock:  
Die-cut Layer - 3 1/4 x 4 1/2 (before cropping)  
Stamped Die-Cut Layer - 2 1/2 x 3 1/4 (before cropping)

1. Burnish the fold of the card base with a Bone Folder.
2. Use a [Stampin' Cut & Emboss Machine](#) (Standard) to crop the Evening Evergreen & Basic White card stock layers with the 3 3/8 x 4 3/4 and 3 x 4 3/4 Deckled Rectangle Dies.
3. Wrap the Basic White layer with a piece of Linen Thread, securing with a bow.

# Peace & Joy Card with 60% Off Tree Trimming Dies!

Mary Fish  
[stampinpretty@gmail.com](mailto:stampinpretty@gmail.com)  
<http://stampinpretty.com>

4. Adhere together with Stampin' Seal and to the card with Stampin' Dimensionals.
5. Use a [Stamparatus](#) to position and stamp the tree layers in Evening Evergreen and Soft Succulent Classic Inks as shown.
6. Let the ink dry completely, then rub the tree with an Embossing Buddy (Embossing Additions Tool Kit).



7. Use a [Stamparatus](#) to position and stamp the "light string" in Versamark Ink onto the tree. Cover with Gold Metallics Embossing Powder. Set with a Heat Tool.
8. Crop with a [Stampin' Cut & Emboss Machine](#) (Standard or Mini) and the coordinating Tree Trimming dies.
9. Use a [Stamparatus](#) to position and stamp the sentiment in Evening Evergreen Classic Ink onto the Crumb Cake layer.
10. Crop the sentiment, tree basket (**love that detail**), and star from the Crumb Cake layer with the coordinating Tree Trimming dies.
11. Adhere the basket and star as shown with Stampin' Seal.
12. Adhere the tree and sentiment as shown with Stampin' Dimensionals.
13. **POP OF PERSONALITY!** Embellish with Rustic Metallic Adhesive-Backed Dots.

Mary Fish  
Independent  
Stampin' UP! Demonstrator

click for blog post

click to shop

# Peace & Joy Card with 60% Off Tree Trimming Dies!

Mary Fish  
[stampinpretty@gmail.com](mailto:stampinpretty@gmail.com)  
<http://stampinpretty.com>



Trimming The Tree  
Photopolymer  
Stamp Set  
(English) - 158972

Price: \$18.00

Add to Cart



Tree Trimmings  
Dies - 160256

**Sale: \$13.60**

Price: \$34.00

Add to Cart



Deckled  
Rectangles Dies -  
159173

Price: \$30.00

Add to Cart



Stamparatus -  
146276

Price: \$49.00

Add to Cart



Bone Folder -  
102300

Price: \$7.00

Add to Cart



Stampin' Cut &  
Emboss Machine -  
149653

Price: \$125.00

Add to Cart



Paper Trimmer -  
152392

Price: \$25.00

Add to Cart



Stampin' Seal -  
152813

Price: \$8.00


Add to Cart



Stampin'  
Dimensionals -  
104430

Price: \$4.25

Add to Cart



Crumb Cake 8-1/2"  
X 11" Cardstock -  
120953

Price: \$9.25


Add to Cart



Evening Evergreen  
8-1/2" X 11"  
Cardstock -  
155574

Price: \$9.25

Add to Cart



Basic White 8-1/2"  
X 11" Cardstock -  
159276

Price: \$10.25

Add to Cart



Evening Evergreen  
Classic Stampin'  
Pad - 155576

Price: \$8.00

Add to Cart



Soft Succulent  
Classic Stampin'  
Pad - 155778

Price: \$8.00

Add to Cart



VersaMark Pad -  
102283

Price: \$9.50

Add to Cart

# Peace & Joy Card with 60% Off Tree Trimming Dies!

Mary Fish

[stampinpretty@gmail.com](mailto:stampinpretty@gmail.com)

<http://stampinpretty.com>



Metallics  
Embossing  
Powders - 155555

Price: \$18.00

Add to Cart



Heat Tool - 129053

Price: \$30.00


Add to Cart



Linen Thread -  
104199

Price: \$5.00

Add to Cart



Rustic Metallic  
Adhesive-Backed  
Dots - 159082

Price: \$8.00

Add to Cart