

Season's Greetings with a Slimline Card

Mary Fish
stampinpretty@gmail.com
<http://stampinpretty.com>



CUT YOUR CARD STOCK - DIMENSIONS:

- Basic White Thick Card Stock:
 - Slimline Card Base - 8 1/2 x 7 - Scored at 3 1/2
- Basic White Card Stock:
 - Die-cut Sentiment - 3 1/4 x 2 1/4 (before cropping)
 - Slant Layer - 8 1/4 x 3 1/4 (before cutting)
- Boughs of Holly Designer Series Paper:
 - Slant Layer - 8 x 3 (before cutting)
 - Holly Image - Snipped Closely with Paper Snips
 - Slimline Envelope - 8 1/2 x 11

Season's Greetings with a Slimline Card

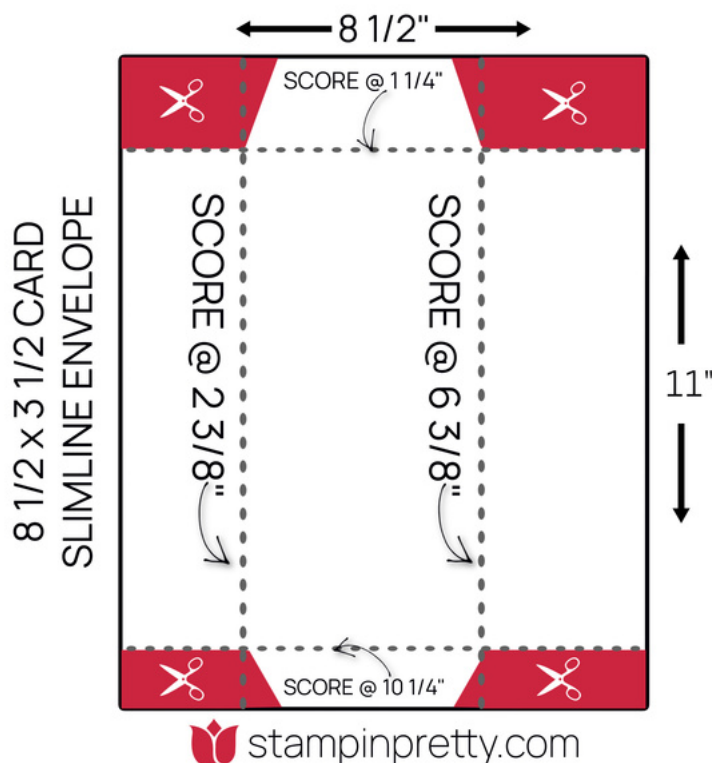
Mary Fish
stampinpretty@gmail.com
<http://stampinpretty.com>



1. Begin by burnishing the fold of the card base with a Bone Folder.
2. Use a Paper Trimmer to cut the Basic White and Designer Series Paper slant layers in half diagonally as shown.
3. Adhere together with Multipurpose Liquid Glue and to the card base with Stampin' Dimensionals.
4. Crop the die-cut sentiment layer with a [Stampin' Cut & Emboss Machine](#) (Standard or Mini) and the smaller oval Framed Florets Dies
5. Use a [Stamparatus](#) to position and stamp the sentiments in Cherry Cobbler Classic Ink onto the die-cut sentiment layer.
6. Adhere the to the card with Multipurpose Liquid Glue (bottom) and Stampin' Dimensionals (top).
7. Adhere the snipped holly image to the card with Multipurpose Liquid Glue and a Stampin' Dimensional (top left).
8. **POP OF PERSONALITY!** Embellish with gold Adhesive-Backed Seasonal Sequins.

Season's Greetings with a Slimline Card

Mary Fish
stampinpretty@gmail.com
<http://stampinpretty.com>



SLIMLINE ENVELOPE INSTRUCTIONS:

1. Begin with an $8 \frac{1}{2} \times 11$ piece of Designer Series Paper.
2. Score at the $2 \frac{3}{8}$ and $6 \frac{3}{8}$ on the $8 \frac{1}{2}$ side, then at $1 \frac{1}{4}$ and $10 \frac{1}{4}$ on the 11 side.
3. Use Paper Snips to cut away the red areas shown in the diagram above.
4. Adhere all but the top flap together with Tear & Tape Adhesive.

Mary Fish
Independent
Stampin' UP! Demonstrator

click for blog post

click to shop

Season's Greetings with a Slimline Card

Mary Fish

stampinpretty@gmail.com

<http://stampinpretty.com>



Leaves Of Holly
Photopolymer
Stamp Set
(English) - 159601

Price: \$22.00

Add to Cart



Framed Florets
Dies - 160623

Price: \$37.00


Add to Cart



Boughs Of Holly
12" X 12" (30.5 X
30.5 Cm) Designer
Series Paper -
159600

Price: \$12.00


Add to Cart



Basic White 8-1/2"
X 11" Thick
Cardstock -
159229

Price: \$8.75

Add to Cart



Basic White 8-1/2"
X 11" Cardstock -
159276

Price: \$10.25

Add to Cart



Paper Trimmer -
152392

Price: \$25.00

Add to Cart



Stamparatus -
146276

Price: \$49.00

Add to Cart



Cherry Cobbler
Classic Stampin'
Pad - 147083

Price: \$8.00

Add to Cart



Stampin'
Dimensionals -
104430

Price: \$4.25

Add to Cart



Bone Folder -
102300

Price: \$7.00

Add to Cart



Mini Stampin' Cut
& Emboss
Machine - 150673

Price: \$63.00

Add to Cart



Stampin' Cut &
Emboss Machine -
149653

Price: \$125.00

Add to Cart



Tear & Tape
Adhesive - 154031

Price: \$7.00


Add to Cart



Multipurpose
Liquid Glue -
110755

Price: \$4.00

Add to Cart



Adhesive Backed
Seasonal Sequins
- 159964

Price: \$7.00

Add to Cart

Season's Greetings with a Slimline Card

Mary Fish
stampinpretty@gmail.com
<http://stampinpretty.com>



Paper Snips
Scissors - 103579

Price: \$11.00

Add to Cart