

Create a Simple Birthday Note Card with the Spruced Up Bundle!

Mary Fish
stampinpretty@gmail.com
<http://stampinpretty.com>


stampin' pretty
step-by-step tutorial



CUT YOUR CARD STOCK - DIMENSIONS:

- Basic White Card Stock:
 - Card Base: Basic White Note Card - 5 x 7, scored at 3 1/2
 - Layer - 4 1/2 x 3
 - Stamped Die-cut - 2 3/4 x 3/4 (before cropping)
- Starry Sky, Parakeet Party, and Tahitian Tide Card Stock:
 - Die-cuts - 1 1/2 x 2
- 2022-2024 In Color Designer Series Paper
 - Layer - 5 x 2 1/4
 - Envelope Flap - 5 1/8 x 2

Create a Simple Birthday Note Card with the Spruced Up Bundle!

Mary Fish
stampinpretty@gmail.com
<http://stampinpretty.com>



PROJECT TUTORIAL:

1. Begin by burnishing the fold on the note card base with a Bone Folder.
2. Adhere the Designer Series Paper layer to the card base with Stampin' Seal.
3. Adhere the Basic White layer to the card with Stampin' Dimensionals.
4. Crop the three colored card stock layers with a [Stampin' Cut & Emboss Machine](#) (Standard or Mini) and the present die from the Spruced Up Outlines dies.
5. Adhere all three gifts to the card layer as shown with Multipurpose Liquid Glue.
6. Use a [Stamparatus](#) to position and stamp the sentiment in Starry Sky Classic Ink onto the Basic White Layer.
7. Crop with a [Stampin' Cut & Emboss Machine](#) (Standard or Mini) and the coordinating Stitched Rectangle die.
8. Adhere to the card base with Stampin' Dimensionals.
9. POP OF PERSONALITY! Add a single Starry Sky 2022-2024 In Color Matte Decorative Dot to the gift die-cut as shown.
10. PERFECT POLISH! Use Multipurpose Liquid Glue to adhere the piece of Designer Series Paper to the outside flap of a Basic White Medium Envelope. Trim to size with Paper Snips. You can see my video demonstration with tips on adding designer paper to an envelope flap [here](#).

Create a Simple Birthday Note Card with the Spruced Up Bundle!

Mary Fish
stampinpretty@gmail.com
<http://stampinpretty.com>

Mary Fish
Independent
Stampin' UP! Demonstrator

click for blog post

click to shop

Create a Simple Birthday Note Card with the Spruced Up Bundle!

Mary Fish
stampinpretty@gmail.com
<http://stampinpretty.com>



Simply Fabulous
Photopolymer
Stamp Set
(English) - 159133
Price: \$18.00
Add to Cart



Starry Sky Classic
Stampin' Pad -
159212
Price: \$8.00
Add to Cart




Stamparatus -
146276
Price: \$49.00
Add to Cart



Stampin'
Dimensionals -
104430
Price: \$4.25
Add to Cart



Bone Folder -
102300
Price: \$7.00
Add to Cart




Rectangle Stitched
Dies - 151820
Price: \$35.00
Add to Cart



Spruced Up
Outlines Dies -
159700
Price: \$32.00
Add to Cart



Mini Stampin' Cut
& Emboss
Machine - 150673
Price: \$63.00
Add to Cart



Stampin' Cut &
Emboss Machine -
149653
Price: \$125.00
Add to Cart



Stampin' Seal -
152813
Price: \$8.00
Add to Cart




Basic White
Medium Envelopes
- 159236
Price: \$7.50
Add to Cart



Paper Trimmer -
152392
Price: \$25.00
Add to Cart



Basic White Note
Cards & Envelopes
- 159232
Price: \$7.00
Add to Cart



Starry Sky 8-1/2" X
11" Cardstock -
159263
Price: \$9.25
Add to Cart



Tahitian Tide 8-
1/2" X 11"
Cardstock -
159261
Price: \$9.25
Add to Cart

Create a Simple Birthday Note Card with the Spruced Up Bundle!

Mary Fish
stampinpretty@gmail.com
<http://stampinpretty.com>



Parakeet Party 8-1/2" X 11" Cardstock - 159259

Price: \$9.25


[Add to Cart](#)



Multipurpose Liquid Glue - 110755

Price: \$4.00

[Add to Cart](#)



2022-2024 In Color Matte Decorative Dots - 159186

Price: \$8.00

[Add to Cart](#)



Paper Snips Scissors - 103579

Price: \$11.00

[Add to Cart](#)