

Little One Baby Clothes Card

Mary Fish
stampinpretty@gmail.com
<http://stampinpretty.com>



1. Begin with a 4 1/4 x 5 1/2 card base of Basic White Thick card stock.
2. Adhere a 3 1/4 x 5 1/2 piece of Hand-Penned Designer Series Paper to a 3 3/4 x 5 1/2 piece of Basic White card stock with [Stampin' Seal](#).
3. Wrap the bottom with Pale Papaya & White 1/2" Woven Ribbon, securing with a bow as shown.
4. Adhere to the card base with [Stampin' Dimensionals](#).
5. Crop a piece of Basic White card stock using the [Stampin' Cut & Emboss Machine](#) (Standard or Mini) and the largest Tasteful Labels Die.
6. Use a [Stamparatus](#) to position and stamp the sentiment (All For Baby, SOLD OUT) in Tuxedo Black Memento Ink onto the Basic White die-cut as shown.
7. Crop a piece of Vellum card stock using the [Stampin' Cut & Emboss Machine](#) (Standard or Mini) and the largest Layering Circles Die.
8. Adhere the two together with [Stampin' Seal](#) and and to the card with [Stampin' Dimensionals](#).

Little One Baby Clothes Card

Mary Fish
stampinpretty@gmail.com
<http://stampinpretty.com>



9. Use the Baby Clothes Dies and the [Stampin' Cut & Emboss Machine](#) (Mini or Standard) to crop the onesie (Hand Panned Designer Series Paper) and the hanger (Basic White card stock).
10. Adhere to the card as shown with [Stampin' Dimensionals](#).
11. **POP OF PERSONALITY!** Embellish the with Iridescent Rhinestone Basic Jewels.
12. **PERFECT POLISH!** Use Multipurpose Liquid Glue to adhere a 2 1/4 x 5 3/4 piece of Hand-Panned Designer Series Paper to the outside flap of a Basic White Medium Envelope. Trim to size with Paper Snips. You can see my video demonstration with tips on adding designer paper to an envelope flap [here](#).

Mary

[Click for blog post](#)

[Click to shop!](#)

Little One Baby Clothes Card


Mary Fish
stampinpretty@gmail.com
<http://stampinpretty.com>



Baby Clothes Dies - 155471

Price: \$26.00


Add to Cart



Layering Circles Dies - 151770

Price: \$35.00

Add to Cart




Tasteful Labels Dies - 152886

Sale: \$24.80

Price: \$31.00

Add to Cart



Basic White 8-1/2" X 11" Thick Cardstock - 159229

Price: \$8.25

Add to Cart



Vellum 8-1/2" X 11" Cardstock - 101856

Price: \$10.00

Add to Cart



Hand-Penned 12" X 12" (30.5 X 30.5 Cm) Designer Series Paper - 155499

Price: \$11.50

Add to Cart



Stampin' Cut & Emboss Machine - 149653

Price: \$120.00

Add to Cart



Mini Stampin' Cut & Emboss Machine - 150673

Price: \$60.00

Add to Cart



Paper Trimmer - 152392

Price: \$25.00

Add to Cart



Stamparatus - 146276

Price: \$49.00

Add to Cart



Tuxedo Black Memento Ink Pad - 132708

Price: \$6.00

Add to Cart



Pale Papaya & White 1/2" (1.3 Cm) Woven Ribbon - 155816

Sale: \$4.20

Price: \$7.00

Add to Cart



Stampin' Seal - 152813

Price: \$8.00

Add to Cart



Stampin' Dimensionals - 104430

Price: \$4.00

Add to Cart



Basic White Medium Envelopes - 159236

Price: \$7.50

Add to Cart

Little One Baby Clothes Card

Mary Fish

stampinpretty@gmail.com


<http://stampinpretty.com>



Multipurpose
Liquid Glue -
110755

Price: \$4.00

Add to Cart



Iridescent
Rhinestones Basic
Jewels - 158130

Price: \$7.50

Add to Cart