

# Let it Snow Card with Stampin' Up! Snowman Season

Mary Fish  
[mary@stampinpretty.com](mailto:mary@stampinpretty.com)  
<http://stampinpretty.com>



1. Begin with a 4 1/4 x 5 1/2 card base of Crumb Cake card stock.
2. Layer and adhere a 3 x 4 piece of Cherry Cobbler card stock to a 2 1/2 x 4 1/4 piece of Night of Navy card stock with [Stampin' Seal](#) as shown.
3. Adhere to the card base with [Stampin' Dimensionals](#).
4. Use a [Stamparatus](#) to stamp the snowman in Versamark Ink onto a 2 1/2 x 2 3/4 piece of Basic White card stock. Cover with Black Basics Embossing Powder. Set with a Heat Tool.
5. Add color with the following Stampin' Blends Combo Packs: Cherry Cobbler, Night of Navy, Pumpkin Pie, Smoky Slate, and a Color Lifter.
6. Adhere as shown with [Stampin' Dimensionals](#).
7. Use a [Stamparatus](#) to stamp the sentiment in Versamark Ink onto a piece of Crumb Cake card stock. Cover with White Basics Embossing Powder. Set with a Heat Tool.
8. **COOL TIP!** After heat embossing the first layer of embossing powder, I quickly covered the sentiment again and set it with a Heat Tool. The warmth of the card stock grabbed specks of embossing powder, creating the look of "snow" around the sentiment.

# Let it Snow Card with Stampin' Up! Snowman Season

Mary Fish  
[mary@stampinpretty.com](mailto:mary@stampinpretty.com)  
<http://stampinpretty.com>



9. Crop with a [Stampin' Cut & Emboss Machine](#) and the Warm Wraps stitched circle die.
10. Adhere as shown with [Stampin' Dimensionals](#).
11. **POP OF PERSONALITY!** Adhere a bow of white Essentials Baker's Twine with a Mini Glue Dot. Add a white Classic Matte Dot directly above the bow.

Mary

[Click for blog post](#)

[Click to shop!](#)

# Let it Snow Card with Stampin' Up! Snowman Season

Mary Fish  
[mary@stampinpretty.com](mailto:mary@stampinpretty.com)  
<http://stampinpretty.com>



**Snowman Season  
Photopolymer  
Stamp Set -  
158341**

Price: \$18.00


Add to Cart



**Crumb Cake 8-1/2"  
X 11" Cardstock -  
120953**

Price: \$8.75

Add to Cart



**Night Of Navy 8-  
1/2" X 11"  
Cardstock -  
100867**

Price: \$8.75


Add to Cart



**Cherry Cobbler 8-  
1/2" X 11"  
Cardstock -  
119685**

Price: \$8.75

Add to Cart



**Basic White 8-1/2"  
X 11" Cardstock -  
159276**

Price: \$9.75

Add to Cart



**Stamparatus -  
146276**

Price: \$49.00

Add to Cart



**Basics Embossing  
Powders - 155554**

Price: \$18.00

Add to Cart



**Heat Tool - 129053**

Price: \$30.00

Add to Cart



**Night Of Navy  
Stampin' Blends  
Combo Pack -  
154891**

Price: \$9.00

Add to Cart



**Cherry Cobbler  
Stampin' Blends  
Combo Pack -  
154880**

Price: \$9.00

Add to Cart



**Pumpkin Pie  
Stampin' Blends  
Combo Pack -  
154897**

Price: \$9.00

Add to Cart



**Smoky Slate  
Stampin' Blends  
Combo Pack -  
154904**

Price: \$9.00

Add to Cart



**Stampin' Blends  
Color Lifter -  
144608**

Price: \$4.50

Add to Cart



**Stampin' Cut &  
Emboss Machine -  
149653**

Price: \$120.00

Add to Cart




**Mini Stampin' Cut  
& Emboss  
Machine - 150673**

Price: \$60.00

Add to Cart

# Let it Snow Card with Stampin' Up! Snowman Season

Mary Fish  
[mary@stampinpretty.com](mailto:mary@stampinpretty.com)  
<http://stampinpretty.com>



Warm Wraps Dies - 153521

Price: \$35.00

Add to Cart



Baker's Twine Essentials Pack - 155475

Price: \$11.00

Add to Cart



Mini Glue Dots - 103683

Price: \$5.25

Add to Cart



Stampin' Seal - 152813

Price: \$8.00

Add to Cart



Stampin' Dimensionals - 104430

Price: \$4.00

Add to Cart



Paper Trimmer - 152392

Price: \$25.00

Add to Cart