

# I'm So Glad Stitched Leaves Card

Mary Fish

[mary@stampinpretty.com](mailto:mary@stampinpretty.com)

<http://stampinpretty.com>



1. Begin with a 4 1/4 x 5 1/2 card base of Basic White Thick card stock.
2. Adhere a 3 5/8 x 4 7/8 piece of Daffodil Delight card stock to the card base with [Stampin' Dimensionals](#).
3. Zip the following pieces of card stock through a [Stampin' Cut & Emboss Machine](#) with the following dies:
  - Basic White - 3 7/8 x 5 1/8 & 2 1/2 x 3 3/4 Scalloped Contours Dies
  - Night of Navy - 3 x 4 3/8 Stitched Rectangle Die
  - Daffodil Delight - Stitched Leaves Dies
4. Use a [Stamparatus](#) to position and stamp the sentiment in Night of Navy Ink onto the Basic White die-cut as shown.
5. Layer and adhere all pieces together as shown with [Stampin' Seal](#) and [Stampin' Dimensionals](#).

# I'm So Glad Stitched Leaves Card

Mary Fish

[mary@stampinpretty.com](mailto:mary@stampinpretty.com)

<http://stampinpretty.com>



6. Tie a bow of White Baker's Twine Essentials.
7. Adhere with a Mini Glue Dot that has been reduced in size by rolling between your fingers.
8. **POP OF PERSONALITY!** Embellish with Matte Decorative Dots.
9. **PERFECT POLISH!** Crop a 5 3/4 x 2 1/2 piece of Night of Navy Neutrals 6x6 Designer Series paper with a Stampin' Cut & Emboss Machine (Standard) and the curved Basic Borders Die. Use Multipurpose Liquid Glue to adhere to the outside flap of a Very Vanilla Medium Envelope. Trim the envelope flap to size with Paper Snips. You can see my video demonstration with tips on adding designer paper to an envelope flap [here](#).

## Mary

[Click for blog post](#)

[Click to shop!](#)

# I'm So Glad Stitched Leaves Card

Mary Fish

[mary@stampinpretty.com](mailto:mary@stampinpretty.com)


<http://stampinpretty.com>



[Love Of Leaves Photopolymer Stamp Set \(English\) - 158245](#)

Price: \$18.00


[Add to Cart](#)



[Basic White 8-1/2" X 11" Thick Cardstock - 159229](#)

Price: \$8.25


[Add to Cart](#)



[Daffodil Delight 8-1/2" X 11" Cardstock - 119683](#)

Price: \$8.75

[Add to Cart](#)



[Basic White 8-1/2" X 11" Cardstock - 159276](#)

Price: \$9.75

[Add to Cart](#)



[Night Of Navy 8-1/2" X 11" Cardstock - 100867](#)

Price: \$8.75

[Add to Cart](#)



[Stampin' Cut & Emboss Machine - 149653](#)

Price: \$120.00


[Add to Cart](#)



[Stitched Leaves Dies - 153567](#)

Price: \$35.00

[Add to Cart](#)



[Scalloped Contours Dies - 155560](#)

Price: \$35.00

[Add to Cart](#)



[Rectangle Stitched Dies - 151820](#)

Price: \$35.00

[Add to Cart](#)



[Stamparatus - 146276](#)

Price: \$49.00

[Add to Cart](#)



[Night Of Navy Classic Stampin' Pad - 147110](#)

Price: \$7.50

[Add to Cart](#)



[Baker's Twine Essentials Pack - 155475](#)

Price: \$11.00

[Add to Cart](#)



[Decorative Matte Dots - 156289](#)

Price: \$8.00

[Add to Cart](#)



[Stampin' Seal - 152813](#)

Price: \$8.00

[Add to Cart](#)



[Stampin' Dimensionals - 104430](#)

Price: \$4.00

[Add to Cart](#)

# I'm So Glad Stitched Leaves Card

Mary Fish


[mary@stampinpretty.com](mailto:mary@stampinpretty.com)

<http://stampinpretty.com>



[Basic White  
Medium Envelopes  
- 159236](#)

Price: \$7.50



[Basic Borders Dies  
- 155558](#)

Price: \$29.00



[Paper Trimmer -  
152392](#)

Price: \$25.00