

Penguin Place Card Duo

Mary Fish
mary@stampinpretty.com
<http://stampinpretty.com>


stampin' pretty
a step-by-step tutorial



1. Begin with a 4 1/8 x 5 1/2 piece of Basic White Thick card stock as the card base.
2. Use a [Stampin' Cut & Emboss Machine](#) to crop two pieces of Penguin Playmates Designer Series Paper and two pieces of Basic White card stock with the largest Stitched Rectangle Die.
3. Layer both pieces of Designer Series Paper on top of each other. Use a Paper Trimmer to cut at a diagonal to two pieces at a diagonal.
4. Mix and match the patterns and adhere them to the Basic White cropped rectangles with [Stampin' Seal](#).

Penguin Place Card Duo

Mary Fish

mary@stampinpretty.com

<http://stampinpretty.com>



5. Adhere to the card base with [Stampin' Dimensionals](#).
6. Use Paper Snips to cut the bear & penguin from the Penguin Playmates Designer Series Paper.
7. Adhere as shown with [Stampin' Dimensionals](#).

Penguin Place Card Duo

Mary Fish

mary@stampinpretty.com

<http://stampinpretty.com>



8. **CARD 1:** Use a [Stamparatus](#) to stamp the sentiments in Versamark Ink onto a 2 5/8 x 1/2 piece of Misty Moonlight card stock.
9. **CARD 2:** Use a [Stamparatus](#) to stamp the sentiment in Misty Moonlight Classic Ink onto a 2 5/8 x 1/2 piece of Basic White card stock.
10. Adhere to the card with [Stampin' Dimensionals](#).
11. Embellish with purple Playing with Patterns Resin Dots.

Mary

[Click for blog post](#)


[Click to shop!](#)

Penguin Place Card Duo

Mary Fish

mary@stampinpretty.com


<http://stampinpretty.com>



[Basic White 8-1/2" X 11" Thick Cardstock - 159229](#)

Price: \$8.25

[Add to Cart](#)



[Basic White 8-1/2" X 11" Cardstock - 159276](#)

Price: \$9.75

[Add to Cart](#)



[Misty Moonlight 8-1/2" X 11" Cardstock - 153081](#)

Price: \$8.75

[Add to Cart](#)



[Stamparatus - 146276](#)

Price: \$49.00

[Add to Cart](#)



[VersaMark Pad - 102283](#)

Price: \$9.50

[Add to Cart](#)



[Misty Moonlight Classic Stampin' Pad - 153118](#)

Price: \$7.50

[Add to Cart](#)



[Paper Trimmer - 152392](#)

Price: \$25.00

[Add to Cart](#)



[Paper Snips Scissors - 103579](#)

Price: \$10.00

[Add to Cart](#)



[Basics Embossing Powders - 155554](#)

Price: \$18.00

[Add to Cart](#)



[Heat Tool - 129053](#)

Price: \$30.00


[Add to Cart](#)



[Stampin' Cut & Emboss Machine - 149653](#)

Price: \$120.00

[Add to Cart](#)



[Rectangle Stitched Dies - 151820](#)

Price: \$35.00

[Add to Cart](#)



[Playing With Patterns Resin Dots - 152467](#)

Price: \$8.00

[Add to Cart](#)



[Simply Shammy - 147042](#)

Price: \$8.00

[Add to Cart](#)



[Stampin' Dimensionals - 104430](#)

Price: \$4.00

[Add to Cart](#)

Penguin Place Card Duo

Mary Fish

mary@stampinpretty.com

<http://stampinpretty.com>



[Stampin' Seal -
152813](#)

Price: \$8.00

Add to Cart