

Hello Card with Stampin' Up! Stitched Leaves Dies

Mary Fish
mary@stampinpretty.com
<http://stampinpretty.com>



1. Begin with a 4 1/4 x 5 1/2 card base of Polished Pink card stock.
2. Use a Clear Block D to stamp the background image in Smoky Slate Classic Ink (stamped off on scrap paper first) onto a 3 3/4 x 5 piece of Basic White card stock.
3. Adhere to a 4 x 5 1/4 piece Polished Pink Designer Series Paper and to the card base with [Stampin' Seal](#).
4. Use a [Stampin' Cut & Emboss Machine](#) to crop the following:
 - Frame: Basic Black card stock cropped with the 3 3/16 X 1 13/16 and 3 1/2 x 2 1/4 Stitched Rectangle Dies.
 - Medium Leaf: Polished Pink card stock and Stitched Leaves Dies
 - Small Leaf: Basic Gray card stock and Stitched Leaves Dies
5. Layer and adhere as shown with snipped-to-size [Stampin' Dimensionals](#).
6. Use a [Stamparatus](#) to stamp the sentiment (Biggest Wish Stamp Set, one of [My Favorite Things](#)) in Tuxedo Black Memento Ink onto Basic White card stock.
7. Crop with a [Mini Stampin' Cut & Emboss Machine](#) and the Tasteful Labels die.

Hello Card with Stampin' Up! Stitched Leaves Dies

Mary Fish
mary@stampinpretty.com
<http://stampinpretty.com>



8. Adhere a bow of Black/White Baker's Twine (Playful Pets Trim Combo) to the back of the sentiment with a [Mini Glue Dot](#).
9. Adhere to the card as shown with [Stampin' Dimensionals](#).
10. **POP OF PERSONALITY!** Embellish with Matte Black Dots.
11. **PERFECT POLISH!** Use Multipurpose Liquid Glue to adhere a 2 1/4 x 5 3/4 piece of Polished Pink Designer Series Paper to a Basic White Medium Envelope outside flap. Trim to size with Paper Snips. You can see my video demonstration with tips on adding designer paper to an envelope flap [here](#).

Mary

[Click for blog post](#)

[Click to shop!](#)

Hello Card with Stampin' Up! Stitched Leaves Dies

Mary Fish
mary@stampinpretty.com
<http://stampinpretty.com>



[Biggest Wish Photopolymer Stamp Set \(English\) - 155052](#)

Price: \$17.00


[Add to Cart](#)



[Polished Pink 8-1/2" X 11" Cardstock - 155710](#)

Price: \$8.75


[Add to Cart](#)



[2021-2023 In Color 6" X 6" \(15.2 X 15.2 Cm\) Designer Series Paper - 155641](#)

Price: \$11.50


[Add to Cart](#)



[Basic White 8-1/2" X 11" Cardstock - 159276](#)

Price: \$9.75

[Add to Cart](#)



[Basic Black 8-1/2" X 11" Cardstock - 121045](#)

Price: \$8.75

[Add to Cart](#)



[Basic Gray 8-1/2" X 11" Cardstock - 121044](#)

Price: \$8.75

[Add to Cart](#)



[Mini Stampin' Cut & Emboss Machine - 150673](#)

Price: \$60.00

[Add to Cart](#)



[Stampin' Cut & Emboss Machine - 149653](#)

Price: \$120.00


[Add to Cart](#)



[Stitched Leaves Dies - 153567](#)

Price: \$35.00

[Add to Cart](#)



[Tasteful Labels Dies - 152886](#)

Price: \$31.00

[Add to Cart](#)



[Paper Trimmer - 152392](#)

Price: \$25.00

[Add to Cart](#)



[Clear Block D - 118485](#)

Price: \$8.50

[Add to Cart](#)



[Smoky Slate Classic Stampin' Pad - 147113](#)

Price: \$7.50

[Add to Cart](#)



[Stamparatus - 146276](#)

Price: \$49.00

[Add to Cart](#)



[Tuxedo Black Memento Ink Pad - 132708](#)

Price: \$6.00

[Add to Cart](#)

Hello Card with Stampin' Up! Stitched Leaves Dies


Mary Fish
mary@stampinpretty.com
<http://stampinpretty.com>



[Playful Pets Trim
Combo Pack -
152466](#)

Price: \$7.50

[Add to Cart](#)



[Matte Black Dots -
154284](#)

Price: \$7.00


[Add to Cart](#)



[Stampin' Seal -
152813](#)

Price: \$8.00

[Add to Cart](#)



[Stampin'
Dimensionals -
104430](#)

Price: \$4.00

[Add to Cart](#)



[Paper Snips
Scissors - 103579](#)

Price: \$10.00

[Add to Cart](#)



[Multipurpose
Liquid Glue -
110755](#)

Price: \$4.00

[Add to Cart](#)



[Basic White
Medium Envelopes
- 159236](#)

Price: \$7.50

[Add to Cart](#)