

Happiest of Birthdays Ombre Card

Mary Fish

mary@stampinpretty.com

<http://stampinpretty.com>



1. Begin with a 4 1/4 x 5 1/2 card base of Basic White Thick card stock.
2. Layer and adhere a 3 1/2 x 4 3/4 piece of Basic White card stock to a 3 3/4 x 5 piece of Evening Evergreen In Color 6x6 Designer Series Paper with Stampin' Seal.
3. Double wrap with white baker's twine (Baker's Twine Essentials Pack), securing with a bow.
4. Adhere to the card base with Stampin' Dimensionals.
5. Use a Stampin' Cut & Emboss Machine to crop a piece of Basic White card stock with the 2nd largest Scalloped Contours Die.
6. Use a Blending Brush to create an ombre of Evening Evergreen Ink.
7. Use a Stamparatus to stamp the sentiment (Happiest of Birthdays) in Versamark Ink onto the ombre die-cut.
8. Cover with white Basics Stampin' Emboss Powder. Tap to remove excess and use the putty end of the Take Your Pick Tool to remove any flecks of unwanted powder. Set with a Heat Tool.
9. Adhere to the card with Stampin' Dimensionals.

Happiest of Birthdays Ombre Card

Mary Fish

mary@stampinpretty.com

<http://stampinpretty.com>



10. **POP OF PERSONALITY!** Embellish with Pearl Basic Jewels as shown.

11. **PERFECT POLISH!** Use Multipurpose Liquid Glue to adhere a 2 1/4 x 5 3/4 piece of Evening Evergreen 6x6 Designer Series Paper to the outside flap of a Basic White Medium Envelope. Trim to size with Paper Snips. You can see my video demonstration with tips on adding designer paper to an envelope flap [here](#).

Mary

Click for blog post 

Click to shop! 

Happiest of Birthdays Ombre Card

Mary Fish

mary@stampinpretty.com


<http://stampinpretty.com>



[Happiest Of Birthdays Cling Stamp Set - 152539](#)

Price: \$19.00


[Add to Cart](#)



[Basic White 8-1/2" X 11" Thick Cardstock - 159229](#)

Price: \$8.25


[Add to Cart](#)



[Basic White 8-1/2" X 11" Cardstock - 159276](#)

Price: \$9.75


[Add to Cart](#)



[Stampin' Cut & Emboss Machine - 149653](#)

Price: \$120.00

[Add to Cart](#)



[Scalloped Contours Dies - 155560](#)

Price: \$35.00

[Add to Cart](#)



[Blending Brushes - 153611](#)

Price: \$12.00


[Add to Cart](#)



[Evening Evergreen Classic Stampin' Pad - 155576](#)

Price: \$7.50

[Add to Cart](#)



[2021-2023 In Color 6" X 6" \(15.2 X 15.2 Cm\) Designer Series Paper - 155641](#)

Price: \$11.50

[Add to Cart](#)



[Basics Embossing Powders - 155554](#)

Price: \$18.00

[Add to Cart](#)



[VersaMark Pad - 102283](#)

Price: \$9.50

[Add to Cart](#)



[Heat Tool - 129053](#)

Price: \$30.00

[Add to Cart](#)



[Baker's Twine Essentials Pack - 155475](#)

Price: \$11.00

[Add to Cart](#)



[Stampin' Seal - 152813](#)

Price: \$8.00

[Add to Cart](#)



[Stampin' Dimensionals - 104430](#)

Price: \$4.00

[Add to Cart](#)



[Pearl Basic Jewels - 144219](#)

Price: \$5.00

[Add to Cart](#)

Happiest of Birthdays Ombre Card

Mary Fish

mary@stampinpretty.com

<http://stampinpretty.com>



[Basic White
Medium Envelopes
- 159236](#)

Price: \$7.50

Add to Cart



[Paper Snips
Scissors - 103579](#)

Price: \$10.00

Add to Cart



[Multipurpose
Liquid Glue -
110755](#)

Price: \$4.00

Add to Cart



[Take Your Pick -
144107](#)

Price: \$10.00

Add to Cart