

Friendly Flamingo Happy Birthday Card

Mary Fish
mary@stampinpretty.com
<http://stampinpretty.com>


stampin' pretty
a step-by-step tutorial



1. Begin with a 4 1/4 x 5 1/2 card base of Basic Black card stock.
2. Use a Paper Trimmer to crop a piece of Sand & Sea Designer Series Paper to 3 3/4 x 4 3/4.
3. Cut a diagonal 1" up from the bottom on the left side to 2 1/2" up from the bottom on the right side.
4. Adhere as shown to a 4 x 5 1/4 piece of Basic White card stock and to the card base with [Stampin' Seal](#).
5. Use a [Stampin' Cut & Emboss Machine](#) to crop a piece of Basic Black card stock with the 3 1/8 x 4 3/8 Scalloped Contours die and a piece of Basic White card stock with the 2 1/2 x 3 3/4 Scalloped Contours die.
6. Adhere together with [Stampin' Seal](#) and to the card with [Stampin' Dimensionals](#).
7. Crop with the flamingo and two wings from a piece of Sand & Sea Designer Series Paper using the Flamingo dies and a [Mini Stampin' Cut & Emboss Machine](#).
8. Adhere the wings together as shown with [Mini Stampin' Dimensionals](#) and to the flamingo die-cut with [Stampin' Seal](#)
9. Adhere the flamingo to the card with [Stampin' Dimensionals](#).

Friendly Flamingo Happy Birthday Card

Mary Fish

mary@stampinpretty.com

<http://stampinpretty.com>



10. Use a [Stamparatus](#) to stamp the "Happy Birthday" sentiment (Friendly Flamingo Stamp Set) in Versamark Ink onto a piece of Basic Black card stock.
11. Cover with white Basics Stampin' Emboss Powder, set with a Heat Tool.
12. Trim closely with a Paper Trimmer or Paper Snips. Adhere with snipped-to-size [Mini Stampin' Dimensionals](#).
13. **POP OF PERSONALITY!** Embellish with two Matte Black Dots.
14. **PERFECT POLISH!** Use Multipurpose Liquid Glue to adhere a 2 1/4 x 5 3/4 piece of Sand & Sea Designer Series Paper to the outside flap of a Basic White Medium Envelope. Trim to size with Paper Snips. You can see my video demonstration with tips on adding designer paper to an envelope flap [here](#).

Mary

[Click for blog post](#)

[Click to shop!](#)

Friendly Flamingo Happy Birthday Card


Mary Fish
mary@stampinpretty.com
<http://stampinpretty.com>



[Turtle Friends Photopolymer Stamp Set - 155356](#)

Price: \$16.00


Add to Cart



[Basic Black 8-1/2" X 11" Cardstock - 121045](#)

Price: \$8.75

Add to Cart



[Basic White 8-1/2" X 11" Cardstock - 159276](#)

Price: \$9.75


Add to Cart



[Sand & Sea Designer Series Paper - 154288](#)

Price: \$11.50

Add to Cart



[Stampin' Cut & Emboss Machine - 149653](#)

Price: \$120.00

Add to Cart



[Mini Stampin' Cut & Emboss Machine - 150673](#)

Price: \$60.00

Add to Cart




[Flamingo Dies - 154313](#)

Sale: \$12.50

Price: ~~\$25.00~~

Add to Cart



[Scalloped Contours Dies - 155560](#)

Price: \$35.00

Add to Cart



[Paper Trimmer - 152392](#)

Price: \$25.00

Add to Cart



[Stampin' Seal - 152813](#)

Price: \$8.00

Add to Cart



[Basic White Medium Envelopes - 159236](#)

Price: \$7.50

Add to Cart



[Multipurpose Liquid Glue - 110755](#)

Price: \$4.00

Add to Cart



[Stampin' Dimensionals - 104430](#)

Price: \$4.00

Add to Cart



[Mini Stampin' Dimensionals - 144108](#)

Price: \$4.00

Add to Cart



[Stamparatus - 146276](#)

Price: \$49.00

Add to Cart

Friendly Flamingo Happy Birthday Card

Mary Fish
mary@stampinpretty.com
<http://stampinpretty.com>



[VersaMark Pad - 102283](#)

Price: \$9.50

[Add to Cart](#)



[Heat Tool - 129053](#)

Price: \$30.00


[Add to Cart](#)



[Paper Snips Scissors - 103579](#)

Price: \$10.00

[Add to Cart](#)



[Matte Black Dots - 154284](#)

Price: \$7.00

[Add to Cart](#)