

Stampin' Up! Wrapped Bouquet Thanks Friend Card

Mary Fish
mary@stampinpretty.com
<http://stampinpretty.com>


stampin' pretty
a step-by-step tutorial



1. Adhere a 4 x 5 1/4 piece of Basic White card stock to the card base with [Stampin' Seal](#).
2. Use a [Stampin' Cut & Emboss Machine](#) to crop a piece of Basic Black card stock with the largest Scalloped Contours die.
3. Crop a piece of Smoky Slate card stock with the 2nd largest Scalloped Contours die.
4. Use a [Stamparatus](#) to position and stamp the sentiment (Wrapped Bouquet) in Tuxedo Black Memento Ink as shown.
5. Adhere together and to the card with [Stampin' Dimensionals](#).
6. Use a [Stampin' Cut & Emboss Machine](#) to crop a piece of Polished Pink card stock with the leaves and flowers from the Wrapped Flowers Dies.
7. Use a [Stamparatus](#) to stamp the flower bouquet in Versamark Ink onto a piece of Basic Black and Polished Pink card stock.
8. Cover the stamped images with white Basics Stampin' Emboss Powder. Tap to remove the excess and set with a Heat Tool.
9. Use Paper Snips to cut out the three flowers from the Polished Pink stamped image.

Stampin' Up! Wrapped Bouquet Thanks Friend Card

Mary Fish
mary@stampinpretty.com
<http://stampinpretty.com>



10. Crop the bouquet with a [Stampin' Cut & Emboss Machine](#) and the coordinating Wrapped Flowers die.
11. Adhere the three pink flowers over the top of the same flower on the Basic Black stamped image with [Multipurpose Liquid Glue](#).
12. Adhere the Polished Pink leaves and flowers to the back of the bouquet and card with [Mini Glue Dots](#).
13. Adhere the bouquet to the card with [Stampin' Dimensionals](#).
14. **FLOWER CENTERS!** Embellish the center of the flowers with Matte Black Dots.

Mary

[Click for blog post](#)

[Click to shop!](#)

Stampin' Up! Wrapped Bouquet Thanks Friend Card

Mary Fish
mary@stampinpretty.com
<http://stampinpretty.com>



[Wrapped Bouquet Bundle \(English\) - 156217](#)

Price: \$47.50

[Add to Cart](#)



[Wrapped Bouquet Cling Stamp Set - 154550](#)

Price: \$22.00


[Add to Cart](#)



[Wrapped Flowers Dies - 154324](#)

Price: \$31.00

[Add to Cart](#)



[Scalloped Contours Dies - 155560](#)

Price: \$35.00


[Add to Cart](#)



[Stampin' Cut & Emboss Machine - 149653](#)

Price: \$120.00


[Add to Cart](#)



[Basic White 8-1/2" X 11" Cardstock - 159276](#)

Price: \$9.75

[Add to Cart](#)



[Basic Black 8-1/2" X 11" Cardstock - 121045](#)

Price: \$8.75

[Add to Cart](#)



[Polished Pink 8-1/2" X 11" Cardstock - 155710](#)

Price: \$8.75

[Add to Cart](#)



[Smoky Slate 8-1/2" X 11" Cardstock - 131202](#)

Price: \$8.75

[Add to Cart](#)



[Tuxedo Black Memento Ink Pad - 132708](#)

Price: \$6.00

[Add to Cart](#)



[Stamparatus - 146276](#)

Price: \$49.00

[Add to Cart](#)



[VersaMark Pad - 102283](#)

Price: \$9.50

[Add to Cart](#)



[Heat Tool - 129053](#)

Price: \$30.00

[Add to Cart](#)



[Paper Snips Scissors - 103579](#)

Price: \$10.00

[Add to Cart](#)



[Basics Embossing Powders - 155554](#)

Price: \$18.00

[Add to Cart](#)

Stampin' Up! Wrapped Bouquet Thanks Friend Card

Mary Fish
mary@stampinpretty.com
<http://stampinpretty.com>



[Stampin' Seal -
152813](#)

Price: \$8.00

[Add to Cart](#)



[Paper Trimmer -
152392](#)

Price: \$25.00


[Add to Cart](#)



[Stampin'
Dimensionals -
104430](#)

Price: \$4.00


[Add to Cart](#)



[Matte Black Dots -
154284](#)

Price: \$7.00

[Add to Cart](#)



[Mini Glue Dots -
103683](#)

Price: \$5.25

[Add to Cart](#)



[Multipurpose
Liquid Glue -
110755](#)

Price: \$4.00

[Add to Cart](#)