

# Stampin' Up! Flowers of Friendship Thank You Card

Mary Fish  
[mary@stampinpretty.com](mailto:mary@stampinpretty.com)  
<http://stampinpretty.com>



1. Begin with a 5 1/2 x 4 1/4 card base of Basic White Thick card stock.
2. Use a Paper Trimmer to cut three 1/2 x 5 1/2 strips of Soft Succulent In Color 6x6 Designer Series Paper.
3. Adhere to the card base with [Stampin' Seal](#).
4. Use a [Stamparatus](#) to position and stamp the sentiment (Flowers of Friendship) in Tuxedo Black Memento Ink onto a 5 x 3 3/4 piece of Basic White card stock.
5. Adhere to the card base with [Stampin' Seal](#).
6. Use a [Stamparatus](#) to stamp the flower petals and leaves (three each) in Tuxedo Black Memento Ink onto Basic White card stock.
7. Color with the following Stampin' Blends Combo Packs: Soft Succulent, Pale Papaya.
8. Crop the images with the coordinating Flowers & Leaves Punch.
9. Slightly curl the petals of the smaller flower with a Bone Folder.
10. Assemble and adhere together as shown with Mini Glue Dots and to the card with Stampin' Dimensionals.

# Stampin' Up! Flowers of Friendship Thank You Card

Mary Fish  
[mary@stampinpretty.com](mailto:mary@stampinpretty.com)  
<http://stampinpretty.com>



11. **FLOWER CENTERS!** Embellish the center of the flowers with Soft Succulent 2021-2023 In Color Jewels.
12. **PERFECT POLISH!** Use Multipurpose Liquid Glue to adhere a 2 1/4 x 5 3/4 piece of Soft Succulent In Color 6x6 Designer Series Paper to the outside flap of a Basic White Medium Envelope. Trim to size with Paper Snips. You can see my video demonstration with tips on adding designer paper to an envelope flap [here](#).

## Mary

 [stampinpretty.com](#)  
Click for blog post

Click to shop! 

# Stampin' Up! Flowers of Friendship Thank You Card

Mary Fish  
[mary@stampinpretty.com](mailto:mary@stampinpretty.com)  
<http://stampinpretty.com>



[Flowers Of Friendship Bundle \(English\) - 155590](#)

Price: \$35.00

Add to Cart



[Flowers Of Friendship Cling Stamp Set - 155358](#)

Price: \$21.00


Add to Cart



[Flowers & Leaves Punch - 155373](#)

Price: \$18.00


Add to Cart



[Basic White 8-1/2" X 11" Cardstock - 159276](#)

Price: \$9.75

Add to Cart



[Basic White 8-1/2" X 11" Thick Cardstock - 159229](#)

Price: \$8.25

Add to Cart



[Paper Trimmer - 152392](#)

Price: \$25.00

Add to Cart



[Stamparatus - 146276](#)

Price: \$49.00

Add to Cart



[Tuxedo Black Memento Ink Pad - 132708](#)

Price: \$6.00

Add to Cart



[Basic White Medium Envelopes - 159236](#)

Price: \$7.50


Add to Cart



[Multipurpose Liquid Glue - 110755](#)

Price: \$4.00

Add to Cart



[2021-2023 In Color 6" X 6" \(15.2 X 15.2 Cm\) Designer Series Paper - 155641](#)

Price: \$11.50

Add to Cart



[Pale Papaya Stampin' Blends Combo Pack - 155519](#)

Price: \$9.00


Add to Cart



[Soft Succulent Stampin' Blends Combo Pack - 155521](#)

Price: \$9.00

Add to Cart



[Mini Glue Dots - 103683](#)

Price: \$5.25

Add to Cart



[Stampin' Dimensionals - 104430](#)

Price: \$4.00

Add to Cart

# Stampin' Up! Flowers of Friendship Thank You Card

Mary Fish  
[mary@stampinpretty.com](mailto:mary@stampinpretty.com)  
<http://stampinpretty.com>



[2021-2023 In  
Color Jewels -  
155571](#)

Price: \$7.00

Add to Cart



[Paper Snips  
Scissors - 103579](#)

Price: \$10.00

Add to Cart