

Stampin' Up! Hand-Penned Suite Friend Card

Mary Fish
mary@stampinpretty.com
<http://stampinpretty.com>


stampin' pretty
a step-by-step tutorial



1. Begin with a 4 1/4 x 5 1/2 card base of Basic White card stock.
2. Adhere a 1 1/2 x 5 1/2 piece of Hand-Penned Designer Series Paper to the card base as shown with [Stampin' Seal](#).
3. Layer and adhere a 3 x 4 3/4 piece of Hand-Penned Designer Series Paper to a 3 1/4 x 5 piece of Basic White card stock with [Stampin' Seal](#).
4. Wrap with Soft Succulent 3/8" Open Weave Ribbon, securing with a bow.
5. Use a [Stampin' Cut & Emboss Machine](#) to crop the following:
 - 1/2 x 5 Piece of Basic White card stock with the Penned Flowers Edge Die
 - 3 1/4 x 3 1/4 piece of Basic White card stock with the largest circle Stitched Shapes Die (RETIRING)
6. Adhere the scalloped edge die to the card layer as shown with [Stampin' Seal](#) and to the card with [Stampin' Dimensionals](#).
7. Use a [Stamparatus](#) to position and stamp the sentiment (Hand-Penned Petals) in Tuxedo Black Memento Ink onto the stitched circle die-cut.
8. Adhere to the card as shown with [Stampin' Dimensionals](#).

Stampin' Up! Hand-Penned Suite Friend Card

Mary Fish
mary@stampinpretty.com
<http://stampinpretty.com>



9. Use a [Stamparatus](#) to stamp the flower (Hand-Penned Petals) onto a piece of Basic White card stock.
10. Use clear blocks to stamp the flower petals and leaves in stamped-off Highland Heather and Soft Succulent Classic Ink as shown.
11. Crop with a [Stampin' Cut & Emboss Machine](#) and the coordinating Penned Flowers Die.
12. Adhere as shown with [Stampin' Dimensionals](#).
13. **POP OF PERSONALITY!** Embellish with Mint Macaron Genial Gems.
14. **PERFECT POLISH!** Use Multipurpose Liquid Glue to adhere a 2 1/4 x 5 3/4 piece of Hand-Penned Designer Series Paper to the outside flap of a Basic White Medium Envelope. Trim to size with Paper Snips. You can see my video demonstration with tips on adding designer paper to an envelope flap [here](#).


Mary

[Click for blog post](#)

[Click to shop!](#)

Stampin' Up! Hand-Penned Suite Friend Card


Mary Fish
mary@stampinpretty.com
<http://stampinpretty.com>



[Basic White 8-1/2\"/>
X 11\" Cardstock -
159276](#)

Price: \$9.75

[Add to Cart](#)



[Basic White 8-1/2\"/>
X 11\" Thick
Cardstock -
159229](#)

Price: \$8.25


[Add to Cart](#)



[Stampin' Cut &
Emboss Machine -
149653](#)

Price: \$120.00

[Add to Cart](#)



[Stitched Shapes
Dies - 152323](#)

Price: \$30.00

[Add to Cart](#)



[Tuxedo Black
Memento Ink Pad -
132708](#)

Price: \$6.00

[Add to Cart](#)



[Stampin' Seal -
152813](#)

Price: \$8.00

[Add to Cart](#)



[Basic White
Medium Envelopes
- 159236](#)

Price: \$7.50

[Add to Cart](#)



[Multipurpose
Liquid Glue -
110755](#)

Price: \$4.00

[Add to Cart](#)



[Stampin'
Dimensionals -
104430](#)

Price: \$4.00

[Add to Cart](#)



[Stamparatus -
146276](#)

Price: \$49.00

[Add to Cart](#)



[Paper Snips
Scissors - 103579](#)

Price: \$10.00

[Add to Cart](#)



[Paper Trimmer -
152392](#)

Price: \$25.00

[Add to Cart](#)



[Highland Heather
Classic Stampin'
Pad - 147103](#)

Price: \$7.50

[Add to Cart](#)