

Stampin' Up! Dandy Garden Happy Thoughts Birthday Card

Mary Fish
mary@stampinpretty.com
<http://stampinpretty.com>


stampin' pretty
a step-by-step tutorial



1. Begin with a 5 1/2 x 4 1/4 card base of Basic White Thick card stock.
2. Use the Detailed Trio Punch to round the bottom corners of the card base.
3. With a Stampin' Up! Paper Trimmer, cut a 2 1/2 x 4 1/4 piece and a 1 x 4 1/4 piece of Dandy Garden Designer Series Paper.
4. Layer and adhere together and to the card base as shown with [Stampin' Seal](#).
5. Cut a piece of Bumblebee card stock to 4 1/4 x 3 1/4.
6. Use the Detailed Trio Punch to round the bottom corners of the card base.
7. Cut a piece of Basic White card stock to 4 x 3.
8. Use the Detailed Trio Punch to round the bottom corners of the card base.
9. Adhere together with [Stampin' Seal](#).

Stampin' Up! Dandy Garden Happy Thoughts Birthday Card

Mary Fish

mary@stampinpretty.com

<http://stampinpretty.com>



10. Use a [Stamparatus](#) to position and stamp the sentiment in Mossy Meadow Classic Ink onto the Basic White card stock as shown.
11. Wrap the left side with Mossy Meadow 3/16" Braided Linen Trim, securing with a bow.
12. Adhere to the card with [Stampin' Dimensionals](#).
13. **POP OF PERSONALITY!** Adhere a Ladybug Trinket to the card with a Mini Glue Dot.
14. Use a [Stamparatus](#) to position and stamp the sentiment in Mossy Meadow Classic Ink onto the inside of the card as shown.
15. **PERFECT POLISH!** Use Multipurpose Liquid Glue to adhere a 2 1/4 x 5 3/4 piece of Dandy Garden 6x6 Designer Series Paper to the outside flap of a Basic White Medium Envelope. Trim to size with Paper Snips. You can see my video demonstration with tips on adding designer paper to an envelope flap [here](#).

Mary

[Click for blog post](#)

[Click to shop!](#)

Stampin' Up! Dandy Garden Happy Thoughts Birthday Card

Mary Fish
mary@stampinpretty.com
<http://stampinpretty.com>



[Happy Thoughts Cling Stamp Set - 154507](#)

Price: \$21.00

Add to Cart



[Dandy Garden 6" X 6" \(15.2 X 15.2 Cm\) Designer Series Paper - 154297](#)

Price: \$11.50

Add to Cart



[Ladybug Trinkets - 154299](#)

Price: \$7.50


Add to Cart



[Mossy Meadow 3/16" \(4.8 Mm\) Braided Linen Trim - 154298](#)

Price: \$7.00

Add to Cart



[Basic White 8-1/2" X 11" Cardstock - 159276](#)

Price: \$9.75


Add to Cart



[Bumblebee 8-1/2" X 11" Cardstock - 153077](#)

Price: \$8.75

Add to Cart



[Basic White 8-1/2" X 11" Thick Cardstock - 159229](#)

Price: \$8.25

Add to Cart



[Basic White Medium Envelopes - 159236](#)

Price: \$7.50

Add to Cart



[Mossy Meadow Classic Stampin' Pad - 147111](#)

Price: \$7.50


Add to Cart



[Stamparatus - 146276](#)

Price: \$49.00

Add to Cart



[Multipurpose Liquid Glue - 110755](#)

Price: \$4.00

Add to Cart



[Stampin' Seal - 152813](#)

Price: \$8.00

Add to Cart



[Stampin' Dimensionals - 104430](#)

Price: \$4.00

Add to Cart



[Paper Trimmer - 152392](#)

Price: \$25.00

Add to Cart



[Paper Snips Scissors - 103579](#)

Price: \$10.00

Add to Cart

Stampin' Up! Dandy Garden Happy Thoughts Birthday Card

Mary Fish
mary@stampinpretty.com
<http://stampinpretty.com>



[Detailed Trio Punch - 146320](#)

Price: \$20.00

Add to Cart



[Glue Dots - 103683](#)

Price: \$5.25

Add to Cart