

# Heart to Heart Card with Retiring Stitched Be Mine Dies

Mary Fish  
[mary@stampinpretty.com](mailto:mary@stampinpretty.com)  
<http://stampinpretty.com>



1. Begin with a 5 1/2 x 4 1/4 card base of Basic White Thick card stock.
2. Use a Paper Trimmer to cut a piece of Basic White Thick card stock to 2 1/4 x 4 3/4.
3. Use a [Stampin' Cut & Emboss Machine](#) to crop the top and bottom with the stitched scalloped edge die from the Stitched Be Mine Dies as shown. (final measurement: 2 1/8 x 4 3/4).
4. Cut 1/2 x 1 3/4 strips of each color from the Brights 6x6 Designer Series Paper Stack.
5. Adhere in the order as shown with [Stampin' Seal](#). (Gorgeous Grape, Pacific Point, Bermuda Bay, Coastal Cabana, Granny Apple Green, Daffodil Delight, Mango Melody, Flirty Flamingo, Melon Mambo, and Poppy Parade).
6. Adhere a piece of Basic White card stock to a [Foam Adhesive Sheet](#).
7. Crop with the smallest Stitched Be Mine heart die and the [Mini Stampin' Cut & Emboss Machine](#).
8. Adhere to the card as shown.

# Heart to Heart Card with Retiring Stitched Be Mine Dies

Mary Fish  
[mary@stampinpretty.com](mailto:mary@stampinpretty.com)  
<http://stampinpretty.com>



9. Use a [Stamparatus](#) to stamp the sentiment (Heart to Heart) in Versamark Ink onto a 1/4 x 2 3/4 piece of Basic Black card stock.
10. Cover with White Stampin' Emboss Powder, tap to remove the excess, set with a Heat Tool.
11. Snip the end at an angle with Paper Snips.
12. Adhere a bow of White Baker's Twine to the left side with a [Mini Glue Dot](#).
13. Adhere to the card with [Mini Stampin' Dimensionals](#) and Stampin' Seal.
14. POP OF PERSONALITY! Embellish with Matte Black Dots.

Mary

[Click for blog post](#)

[Click to shop!](#)

# Heart to Heart Card with Retiring Stitched Be Mine Dies

Mary Fish  
[mary@stampinpretty.com](mailto:mary@stampinpretty.com)  
<http://stampinpretty.com>



[Heart To Heart  
Photopolymer  
Stamp Set -  
151427](#)

Price: \$17.00

[Add to Cart](#)



[Be Mine Stitched  
Dies - 151814](#)

**Sale: \$21.00**

Price: ~~\$35.00~~

[Add to Cart](#)



[Basic White 8-1/2"  
X 11" Thick  
Cardstock -  
159229](#)

Price: \$8.25

[Add to Cart](#)




[Brights 6" X 6"  
\(15.2 X 15.2 Cm\)  
Designer Series  
Paper - 152487](#)

**Sale: \$10.35**

Price: ~~\$14.50~~

[Add to Cart](#)



[Basic Black 8-1/2"  
X 11" Cardstock -  
121045](#)

Price: \$8.75

[Add to Cart](#)



[Stampin' Cut &  
Emboss Machine -  
149653](#)

Price: \$120.00

[Add to Cart](#)



[Mini Stampin' Cut  
& Emboss  
Machine - 150673](#)

Price: \$60.00

[Add to Cart](#)



[Paper Trimmer -  
152392](#)

Price: \$25.00

[Add to Cart](#)



[Stamparatus -  
146276](#)

Price: \$49.00

[Add to Cart](#)



[VersaMark Pad -  
102283](#)

Price: \$9.50

[Add to Cart](#)



[White Stampin'  
Emboss Powder -  
109132](#)

Price: \$6.00

[Add to Cart](#)



[Heat Tool - 129053](#)

Price: \$30.00

[Add to Cart](#)



[Paper Snips  
Scissors - 103579](#)

Price: \$10.00

[Add to Cart](#)



[Foam Adhesive  
Sheets - 152815](#)

Price: \$8.00

[Add to Cart](#)



[Stampin'  
Dimensionals -  
104430](#)

Price: \$4.00

[Add to Cart](#)

# Heart to Heart Card with Retiring Stitched Be Mine Dies


Mary Fish  
[mary@stampinpretty.com](mailto:mary@stampinpretty.com)  
<http://stampinpretty.com>



[Mini Stampin'  
Dimensionals -  
144108](#)

Price: \$4.00


[Add to Cart](#)



[Glue Dots -  
103683](#)

Price: \$5.25

[Add to Cart](#)



[Matte Black Dots -  
154284](#)

Price: \$7.00

[Add to Cart](#)



[Snail Mail Twine  
Combo Pack -  
154579](#)

Price: \$7.00

[Add to Cart](#)