

# Forever Greenery Hello Card Idea

Mary Fish

[mary@stampinpretty.com](mailto:mary@stampinpretty.com)

<http://stampinpretty.com>



1. Begin with a 4 1/4 x 5 1/2 card base of Basic White Thick card stock.
2. Zip a 2 3/4 x 5 piece of Old Olive card stock through a [Mini Stampin' Cut & Emboss Machine](#) tucked inside a Greenery Embossing Folder.
3. Adhere a 2 3/4 x 5 piece of Forever Greenery Designer Series Paper to the embossed card stock as shown with [Stampin' Seal](#).
4. Adhere to the card with [Stampin' Dimensionals](#).
5. Adhere a Gold Hoop and a piece of Forever Gold Laser-Cut Specialty Paper as shown with [Mini Glue Dots](#).
6. Use a Paper Trimmer to cut a piece of Old Olive card stock (that has also been embossed with Greenery Embossing Folder) and a piece of Basic White card stock to 3/4 x 2 1/2.
7. Stamp the "Hello" sentiment (Forever Fern Stamp Set) in Versamark Ink onto the Basic White card stock as shown. Cover with Gold Stampin' Emboss Powder, set with a Heat Tool.
8. Adhere together and to the card, as shown with [Stampin' Dimensionals](#).

# Forever Greenery Hello Card Idea

Mary Fish

[mary@stampinpretty.com](mailto:mary@stampinpretty.com)

<http://stampinpretty.com>



9. Tie a bow of Gold Metallic Trim and adhere as shown with a [Mini Glue Dot](#).
10. **POP OF PERSONALITY!** Embellish the sentiment with Gold Glitter Enamel Dots (also retiring).
11. **PERFECT POLISH!** Use Multipurpose Liquid Glue to adhere a 2 1/4 x 5 3/4 piece of Forever Greenery Designer Series Paper to the outside flap of a Basic White Medium Envelope. Trim to size with Paper Snips. You can see my video demonstration with tips on adding designer paper to an envelope flap [here](#).

## Mary

[Click for blog post](#)

[Click to shop!](#)

# Forever Greenery Hello Card Idea

Mary Fish

[mary@stampinpretty.com](mailto:mary@stampinpretty.com)


<http://stampinpretty.com>



[Forever Greenery Suite Collection \(En\) - 154143](#)

Price: \$105.00


Add to Cart



[Basic White 8-1/2" X 11" Thick Cardstock - 159229](#)

Price: \$8.25

Add to Cart



[Basic White 8-1/2" X 11" Cardstock - 159276](#)

Price: \$9.75

Add to Cart



[Old Olive 8-1/2" X 11" Cardstock - 100702](#)

Price: \$8.75

Add to Cart



[Forever Fern Bundle \(En\) - 154094](#)

Price: \$54.00

Add to Cart



[Forever Fern Cling Stamp Set \(En\) - 152559](#)

Price: \$24.00


Add to Cart



[Forever Flourishing Dies - 152714](#)

Price: \$36.00


Add to Cart



[Greenery Embossing Folders - 152716](#)

Price: \$8.00

Add to Cart



[Gold Glitter Enamel Dots - 152155](#)

Price: \$8.00

Add to Cart



[Gold Hoops Embellishments - 152474](#)

**Sale: \$6.75**

Price: ~~\$7.50~~

Add to Cart



[Forever Gold Laser-Cut Specialty Paper - 152493](#)

**Sale: \$12.00**

Price: ~~\$15.00~~

Add to Cart



[Forever Greenery Trim Combo Pack - 152475](#)

**Sale: \$7.20**

Price: ~~\$9.00~~

Add to Cart



[Mini Stampin' Cut & Emboss Machine - 150673](#)

Price: \$60.00

Add to Cart



[Paper Trimmer - 152392](#)

Price: \$25.00

Add to Cart



[VersaMark Pad - 102283](#)

Price: \$9.50

Add to Cart

# Forever Greenery Hello Card Idea

Mary Fish

[mary@stampinpretty.com](mailto:mary@stampinpretty.com)

<http://stampinpretty.com>



[Heat Tool - 129053](#)

Price: \$30.00

Add to Cart



[Stampin' Dimensionals - 104430](#)

Price: \$4.00

Add to Cart



[Basic White Medium Envelopes - 159236](#)

Price: \$7.50

Add to Cart



[Multipurpose Liquid Glue - 110755](#)

Price: \$4.00

Add to Cart



[Paper Snips Scissors - 103579](#)

Price: \$10.00

Add to Cart