

# Stampin' Up! Butterfly Brilliance

## Friend Card Duo

Mary Fish  
[mary@stampinpretty.com](mailto:mary@stampinpretty.com)  
<http://stampinpretty.com>



1. Begin with a 5 1/2 x 4 1/4 card base of Basic White Thick card stock.
2. Layer and adhere a 5 x 3 3/4 piece of Butterfly Bijou Designer Series Paper to a 5 1/8 x 3 7/8 piece of Basic Black card stock together with [Stampin' Seal](#) and to the card with [Stampin' Dimensionals](#).
3. Layer and adhere a 4 x 2 3/4 piece of Basic White card stock to a 4 1/8 x 2 7/8 piece of Basic Black card stock together with [Stampin' Seal](#) and to the card with [Stampin' Dimensionals](#).
4. Use a [Stamparatus](#) to stamp the butterflies in Tuxedo Black Memento Ink onto a piece of Basic White card stock.
5. Crop the stamped image with a [Stampin' Cut & Emboss Machine](#) and the coordinating Brilliant Wings die.
6. Color with the Rococo Rose Stampin' Blends (left butterfly) and Pool Party, Just Jade Stampin' Blends (right butterfly).
7. Adhere as shown with [Stampin' Dimensionals](#).

# Stampin' Up! Butterfly Brilliance Friend Card Duo

Mary Fish  
[mary@stampinpretty.com](mailto:mary@stampinpretty.com)  
<http://stampinpretty.com>



8. Use a [Stamparatus](#) to stamp the sentiment (Here's a Card Stamp Set) in Versamark Ink onto a 1/2 x 2 1/2 piece of Basic Black card stock.
9. Cover with White Stampin' Emboss Powder, tap to remove the excess, and set with a Heat Tool.
10. Adhere as shown with [Stampin' Dimensionals](#).
11. **POP OF PERSONALITY!** Add Artistry Blooms Adhesive-backed Sequins to the center of the butterflies.

# Stampin' Up! Butterfly Brilliance Friend Card Duo

Mary Fish  
[mary@stampinpretty.com](mailto:mary@stampinpretty.com)  
<http://stampinpretty.com>



1. Begin with a 5 1/2 x 4 1/4 card base of Basic White Thick card stock.
2. Layer and adhere a 5 x 3 3/4 piece of Butterfly Bijou Designer Series Paper to a 5 1/8 x 3 7/8 piece of Basic Black card stock together with [Stampin' Seal](#) and to the card with [Stampin' Dimensionals](#).
3. Layer and adhere a 4 x 2 3/4 piece of Basic White card stock to a 4 1/8 x 2 7/8 piece of Basic Black card stock together with [Stampin' Seal](#) and to the card with [Stampin' Dimensionals](#).
4. Crop the butterflies from the Butterfly Bijou Designer Series Paper with the coordinating Brilliant Wings die and a [Stampin' Cut & Emboss Machine](#).
5. Adhere as shown with [Stampin' Dimensionals](#).

# Stampin' Up! Butterfly Brilliance Friend Card Duo

Mary Fish  
[mary@stampinpretty.com](mailto:mary@stampinpretty.com)  
<http://stampinpretty.com>



6. Use a [Stamparatus](#) to stamp the sentiment (Here's a Card Stamp Set) in Versamark Ink onto a 1/2 x 2 1/2 piece of Basic Black card stock.
7. Cover with White Stampin' Emboss Powder, tap to remove the excess, and set with a Heat Tool.
8. Adhere as shown with [Stampin' Dimensionals](#).
9. **POP OF PERSONALITY!** Add Artistry Blooms Adhesive-backed Sequins to the center of the butterflies.

Mary

[Click for blog post](#)

[Click to shop!](#)




# Stampin' Up! Butterfly Brilliance Friend Card Duo

Mary Fish

[mary@stampinpretty.com](mailto:mary@stampinpretty.com)

<http://stampinpretty.com>



[Butterfly Brilliance  
Collection -  
159408](#)

Price: \$71.25


Add to Cart



[Butterfly Brilliance  
Bundle - 155821](#)

Price: \$54.75

Add to Cart



[Butterfly Brilliance  
Cling Stamp Set -  
155092](#)

Price: \$17.00

Add to Cart



[Brilliant Wings  
Dies - 155523](#)

Price: \$44.00


Add to Cart



[Butterfly Bijou 6" X  
6" \(15.2 X 15.2  
Cm\) Designer  
Series Paper -  
156824](#)

Price: \$11.50

Add to Cart



[Basic White 8-1/2"  
X 11" Thick  
Cardstock -  
159229](#)

Price: \$8.25

Add to Cart



[Basic White 8-1/2"  
X 11" Cardstock -  
159276](#)

Price: \$9.75

Add to Cart



[Basic Black 8-1/2"  
X 11" Cardstock -  
121045](#)

Price: \$8.75

Add to Cart



[Tuxedo Black  
Memento Ink Pad -  
132708](#)

Price: \$6.00

Add to Cart



[Stamparatus -  
146276](#)

Price: \$49.00

Add to Cart



[VersaMark Pad -  
102283](#)

Price: \$9.50

Add to Cart



[White Stampin'  
Emboss Powder -  
109132](#)

Price: \$6.00

Add to Cart



[Heat Tool - 129053](#)

Price: \$30.00

Add to Cart



[Paper Trimmer -  
152392](#)

Price: \$25.00

Add to Cart



[Stampin' Seal -  
152813](#)

Price: \$8.00

Add to Cart

# Stampin' Up! Butterfly Brilliance Friend Card Duo

Mary Fish

[mary@stampinpretty.com](mailto:mary@stampinpretty.com)

<http://stampinpretty.com>



[Stampin' Dimensionals - 104430](#)

Price: \$4.00

Add to Cart



[Here's A Card Cling Stamp Set \(En\) - 149438](#)

Price: \$22.00

Add to Cart



[Rococo Rose Stampin' Blends Combo Pack - 154900](#)

Price: \$9.00

Add to Cart



[Pool Party Stampin' Blends Combo Pack - 154894](#)

Price: \$9.00

Add to Cart



[Just Jade Stampin' Blends Combo Pack - 153107](#)

Price: \$9.00

Add to Cart



[Artistry Blooms Adhesive-Backed Sequins - 152477](#)

Price: \$7.00

Add to Cart