

Happy Birthday with Flower & Field DSP

Mary Fish
mary@stampinpretty.com
<http://stampinpretty.com>



1. Begin with a 4 1/4 x 5 1/2 card base of Basic White Thick card stock.
2. Layer and adhere a 3 3/4 x 5 piece of Flower & Field Designer Series Paper to a 4 x 5 1/4 piece of Bumblebee card stock. Add to the card base with [Stampin' Seal](#).
3. Use a [Mini Stampin' Cut & Emboss Machine](#) to turn a piece of Bumblebee card stock into a frame with the 3 1/8 x 2 and 2 5/8 x 1 1/2 Stitched So Sweetly Dies.
4. Adhere to the card base with snipped (in half) [Mini Stampin' Dimensionals](#) in the corners and centers of the sides.
5. Use a [Stamparatus](#) to stamp the sentiment (Itty Bitty Birthdays) onto the right side of a 3/4 x 2 3/4 piece of Basic White card stock.
6. Flag the end with the Tailored Tag Punch, resulting in a final length of 2 1/2.
7. Adhere with [Stampin' Dimensionals](#) to a 1/2 x 3 piece of Flirty Flamingo card stock that also has been cropped with the Tailored Tag Punch.
8. Tie a bow of Whisper White Baker's Twine (Snail Mail Twine) and adhere as shown with a Mini Glue Dot.
9. **POP OF PERSONALITY!** Embellish with two Matte Black Dots.

Happy Birthday with Flower & Field DSP

Mary Fish
mary@stampinpretty.com
<http://stampinpretty.com>



10. Use a [Stamparatus](#) to stamp the sentiment (Itty Bitty Birthdays) onto the center of a 4 x 5 1/4 piece of Basic White card stock with Tuxedo Black Memento Ink. Adhere to the inside of the card base.
11. Adhere a 5 3/4 x 1/2 piece of Flirty Flamingo card stock to an [Adhesive Sheet](#).
12. Zip through a [Mini Stampin' Cut & Emboss Machine](#) along with the die from Many Medallions dies.
13. Adhere to the flap of a Basic White Medium Envelope.


Mary

[Click for blog post](#)

[Click to shop!](#)

Happy Birthday with Flower & Field DSP

Mary Fish
mary@stampinpretty.com
<http://stampinpretty.com>



[Itty Bitty Birthdays Cling Stamp Set - 148618](#)

Price: \$23.00

[Add to Cart](#)



[Flower & Field Designer Series Paper - 155223](#)

Price: \$0.00


[Add to Cart](#)



[Basic White 8-1/2" X 11" Thick Cardstock - 159229](#)

Price: \$8.25

[Add to Cart](#)



[Bumblebee 8-1/2" X 11" Cardstock - 153077](#)

Price: \$8.75

[Add to Cart](#)



[Paper Trimmer - 152392](#)

Price: \$25.00


[Add to Cart](#)



[Mini Stampin' Cut & Emboss Machine - 150673](#)

Price: \$60.00

[Add to Cart](#)



[Stitched So Sweetly Dies - 151690](#)

Price: \$32.00

[Add to Cart](#)



[Stamparatus - 146276](#)

Price: \$49.00

[Add to Cart](#)



[Tuxedo Black Memento Ink Pad - 132708](#)

Price: \$6.00

[Add to Cart](#)



[Tailored Tag Punch - 145667](#)

Price: \$18.00

[Add to Cart](#)



[Flirty Flamingo 8-1/2" X 11" Cardstock - 141416](#)

Price: \$8.75

[Add to Cart](#)



[Snail Mail Twine Combo Pack - 154579](#)

Price: \$7.00

[Add to Cart](#)



[Stampin' Dimensionals - 104430](#)

Price: \$4.00


[Add to Cart](#)



[Mini Stampin' Dimensionals - 144108](#)

Price: \$4.00

[Add to Cart](#)



[Glue Dots - 103683](#)

Price: \$5.25

[Add to Cart](#)

Happy Birthday with Flower & Field DSP

Mary Fish
mary@stampinpretty.com
<http://stampinpretty.com>



[Stampin' Seal -
152813](#)

Price: \$8.00


[Add to Cart](#)



[Adhesive Sheets -
152334](#)

Price: \$10.00

[Add to Cart](#)



[Many Medallions
Dies - 153584](#)

Price: \$34.00


[Add to Cart](#)



[Basic White
Medium Envelopes
- 159236](#)

Price: \$7.50

[Add to Cart](#)



[Matte Black Dots -
154284](#)

Price: \$7.00

[Add to Cart](#)